

**NORTH UNION LSD  
FINANCIAL REPORT**

**MARCH 2024**



**ACCOUNT**

**RECONCILIATION**



# NORTH UNION LOCAL SCHOOL DISTRICT

Date - March 2024

## CASH RECONCILIATION REPORT

		<b>Total Fund Balance:</b>	\$14,348,683.07
Gross Depository (Bank) Balance:		\$4,337,946.16	
Richwood Banking Company			
Certificates of Deposit:	\$3,044,000.00	CD's - Multi Bank Securities	
Other Securities:	\$6,987,885.90	STAR Ohio	
Other Investments:	\$0.00		
	<b>Total Investments:</b>	\$10,031,885.90	
	Cash in Transit to Depository:	\$0.00	
	Petty Cash Balance:	\$25.00	
	<b>Total:</b>	\$14,369,857.06	
	<b>Total Outstanding Checks:</b>	-\$21,173.99	
	<b>Adjustments:</b>	\$0.00	
		<b>Reconciliation Balance:</b>	\$14,348,683.07

\*Note - This calculation will not tie to the check register included in this packet.

The check register enclosed details all checks issued for March.

This figure comprises total outstanding checks as of 03/31/2024.

**SUMMARY OF RELEVANT FUND DATA**

**March 31, 2024**

**FUND ACCOUNTS (CASH) FINANCIAL REPORT**

	<u>AMOUNT</u>
GENERAL FUND BALANCE.....	<b>\$13,089,445.94</b>
TOTAL ALL FUNDS.....	<b>\$14,348,683.07</b>
MARCH GENERAL FUND RECEIPTS.....	<b>\$1,049,663.51</b>
MARCH GENERAL FUND EXPENDITURES.....	<b>\$1,542,865.60</b>
TOTAL MARCH RECEIPTS.....	<b>\$1,259,907.32</b>
TOTAL MARCH EXPENDITURES.....	<b>\$1,821,162.10</b>
PETTY CASH.....	<b>\$25.00</b>

**CHECK LIST FOR CURRENT ACCOUNTING MONTH**

TOTAL CHECKS ISSUED IN MARCH..... **\$1,755,087.14**

Includes Voided Checks Amounts

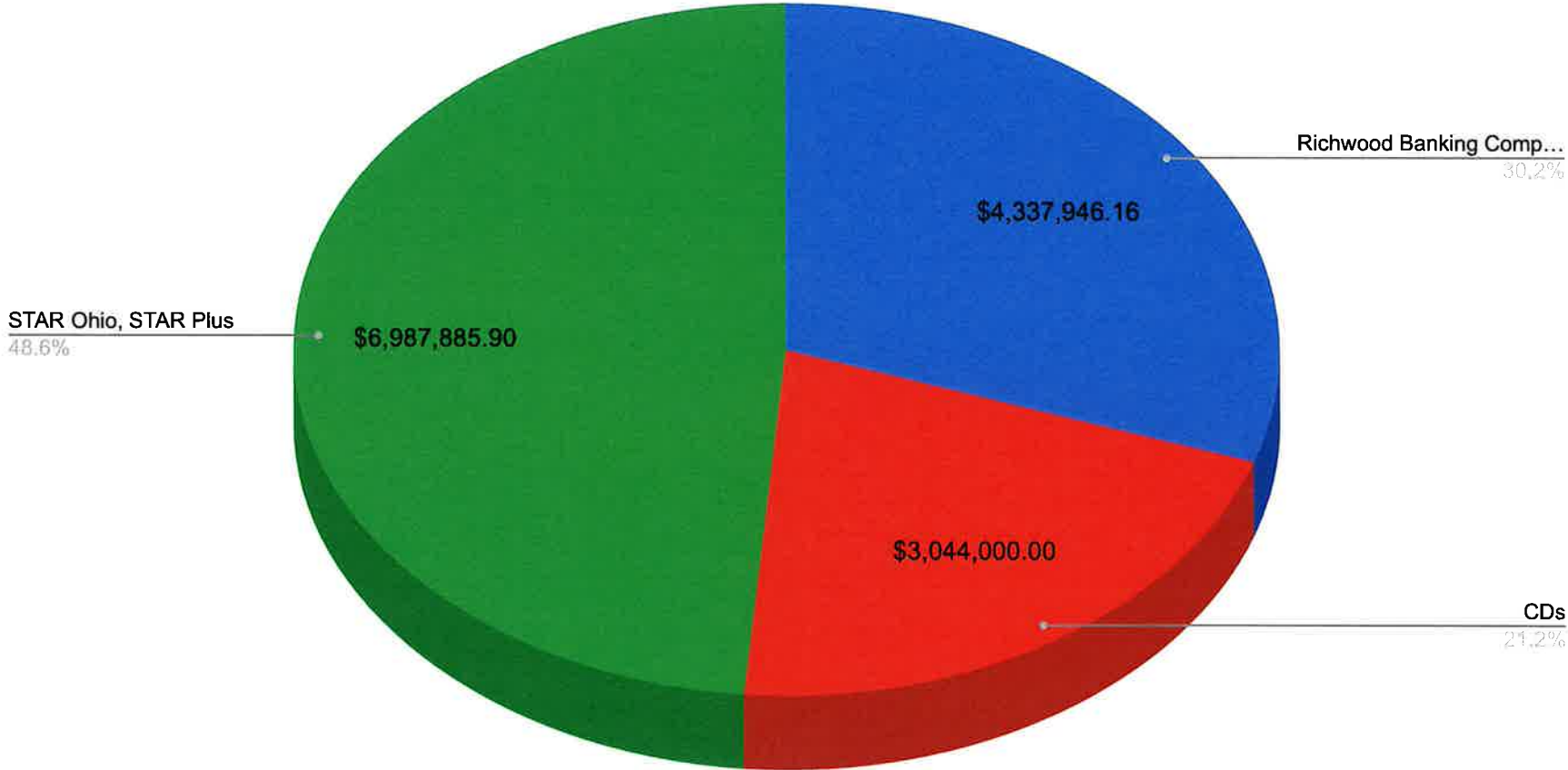
# INVESTMENT

## SUMMARY

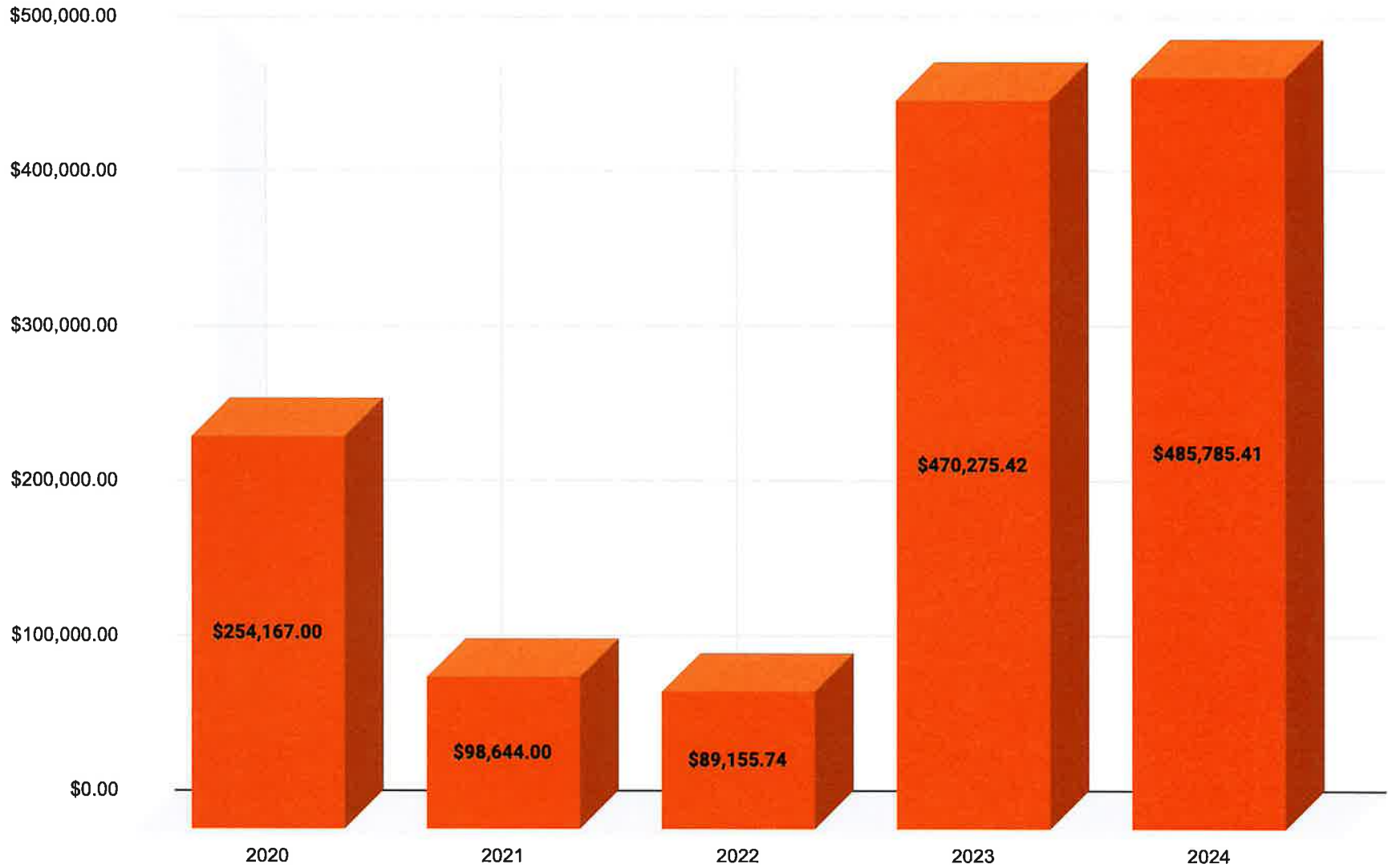


# Disbursement Of Funds

As of 03/31/2024



## Interest Earning Comparison



2024 Earnings As of March 31, 2024

# SUMMARY OF AVAILABLE CASH BY FUND





## Summary of Available Cash Accounting Month - 03/2024

Fund #	Fund Name	Beginning Balance as of 07/01/2023	Receipts	Fiscal Year To Date		Encumbrances	Ending Balance 3/31/2024
				Expenditures			
0010000	General	\$ 10,187,934.19	\$ 12,873,004.09	\$ 13,285,247.14	\$ 1,481,427.80	\$	\$ 8,294,263.34
0019121	General - HB 412 Supplies	\$ 1,889,680.57	\$ 400,000.00	\$ 250,314.95	\$ 544,895.99	\$	\$ 1,494,469.63
0019122	General - HB 412 Capital Outlay	\$ 1,603,977.07	\$ 400,000.00	\$ 1,064,274.50	\$ 265,188.17	\$	\$ 674,514.40
0019123	General - HB 412 Reserve	\$ 334,686.61	\$ -	\$ -	\$ -	\$	\$ 334,686.61
0020000	Bond Retirement	\$ 400,840.96	\$ 295,875.13	\$ 575,775.41	\$ 25,245.00	\$	\$ 95,695.68
0030000	Permanent Improvement Fund	\$ 308,414.01	\$ 159,385.60	\$ 460,639.67	\$ 27,611.55	\$	\$ (20,451.61)
0060000	Food Services	\$ 207,479.96	\$ 607,251.70	\$ 741,657.93	\$ 219,557.38	\$	\$ (146,483.65)
0070000	Scholarships	\$ 198,400.36	\$ 12,673.67	\$ 15,850.00	\$ 4,200.00	\$	\$ 191,024.03
0180000	Public School Support	\$ 115,815.98	\$ 53,643.33	\$ 48,784.37	\$ 47,782.31	\$	\$ 72,892.63
0340000	Capital Maintenance Fund	\$ 613,974.01	\$ 33,182.62	\$ 165,559.08	\$ -	\$	\$ 481,597.55
0709021	Impact60/Daniels - FY 2021	\$ 44,415.83	\$ 37,500.00	\$ 42,581.70	\$ 13,651.81	\$	\$ 25,682.32
2000000	Activity Accounts - Student Managed	\$ 66,534.22	\$ 44,167.83	\$ 36,014.87	\$ 12,066.77	\$	\$ 62,620.41
3000000	Activity Accounts - Advisor Managed	\$ 168,784.36	\$ 204,471.61	\$ 170,877.66	\$ 150,492.43	\$	\$ 51,885.88
4510000	Data Communications Grant	\$ -	\$ 5,992.59	\$ 5,538.30	\$ -	\$	\$ 454.29
4670000	Student Wellness and Success	\$ 275,244.35	\$ -	\$ 191,320.36	\$ 48,664.97	\$	\$ 35,259.02
4999023	AG School Safety Grant - FY 2023	\$ -	\$ -	\$ -	\$ -	\$	\$ -
5070000	ESSER (CARES/ARP) Grant	\$ 25,070.02	\$ 167,407.29	\$ 251,226.87	\$ 15,166.08	\$	\$ (73,915.64)
5079023	ARP Homeless Targeted Support Grant FY23	\$ -	\$ -	\$ -	\$ -	\$	\$ -
5160000	IDEA Part B	\$ 1,505.29	\$ 232,076.02	\$ 287,941.58	\$ -	\$	\$ (54,360.27)
5169222	IDEA-B ARP Grant	\$ -	\$ -	\$ -	\$ -	\$	\$ -
5720000	Title I Grant	\$ 514.10	\$ 110,385.41	\$ 130,399.99	\$ 582.63	\$	\$ (20,083.11)
5720100	Expanding Opportunities	\$ -	\$ -	\$ -	\$ -	\$	\$ -
5840000	Title IV-A - Student Support	\$ -	\$ 11,497.39	\$ 12,774.88	\$ -	\$	\$ (1,277.49)
5849124	Stronger Connections - FY 2024	\$ -	\$ -	\$ 3,720.00	\$ 1,631.00	\$	\$ (5,351.00)
5870000	Preschool Disabilities Grant	\$ -	\$ 5,000.00	\$ 5,000.00	\$ 1,156.00	\$	\$ (1,156.00)
5879222	Preschool Disabilities ARP Grant	\$ -	\$ 655.20	\$ 655.20	\$ -	\$	\$ -
5900000	Title II-A	\$ -	\$ 31,195.63	\$ 33,799.47	\$ -	\$	\$ (2,603.84)
599-9023	School Safety Grant - FY 2023	\$ 17,985.76	\$ -	\$ 17,985.76	\$ -	\$	\$ -
599-9123	NLSP Cafeteria Equipment Grant FY 23	\$ -	\$ 35,000.00	\$ 35,000.00	\$ -	\$	\$ -
<b>Totals</b>		<b>\$ 16,461,257.65</b>	<b>\$ 15,720,365.11</b>	<b>\$ 17,832,939.69</b>	<b>\$ 2,859,319.89</b>	<b>\$</b>	<b>\$ 11,489,363.18</b>

## Summary of Available Cash Accounting Month - 03/2024

Curent Month Activity

Fund #	Fund Name	Beginning Balance as of 03/01/2024	Receipts	Current Month Expenditures	Encumbrances	Ending Balance 3/31/2024
0010000	General	\$ 10,207,371.92	\$ 1,049,663.51	\$ 1,481,344.29	\$ 1,481,427.80	\$ 8,294,263.34
0019121	General - HB 412 Supplies	\$ 2,075,126.27	\$ -	\$ 35,760.65	\$ 544,895.99	\$ 1,494,469.63
0019122	General - HB 412 Capital Outlay	\$ 965,463.23	\$ -	\$ 25,760.66	\$ 265,188.17	\$ 674,514.40
0019123	General - HB 412 Reserve	\$ 334,686.61	\$ -	\$ -	\$ -	\$ 334,686.61
0020000	Bond Retirement	\$ 101,867.65	\$ 19,338.64	\$ 265.61	\$ 25,245.00	\$ 95,695.68
0030000	Permanent Improvement Fund	\$ (5,019.99)	\$ 12,349.51	\$ 169.58	\$ 27,611.55	\$ (20,451.61)
0060000	Food Services	\$ 51,412.37	\$ 124,439.96	\$ 102,778.60	\$ 219,557.38	\$ (146,483.65)
0070000	Scholarships	\$ 194,207.95	\$ 1,016.08	\$ -	\$ 4,200.00	\$ 191,024.03
0180000	Public School Support	\$ 116,143.19	\$ 13,609.12	\$ 9,077.37	\$ 47,782.31	\$ 72,892.63
0340000	Capital Maintenance Fund	\$ 481,597.55	\$ -	\$ -	\$ -	\$ 481,597.55
0709021	Impact60/Daniels - FY 2021	\$ 47,915.95	\$ -	\$ 8,581.82	\$ 13,651.81	\$ 25,682.32
2000000	Activity Accounts - Student Managed	\$ 75,370.52	\$ 4,404.25	\$ 5,087.59	\$ 12,066.77	\$ 62,620.41
3000000	Activity Accounts - Advisor Managed	\$ 210,918.54	\$ 12,933.60	\$ 21,473.83	\$ 150,492.43	\$ 51,885.88
4510000	Data Communications Grant	\$ 2,700.00	\$ 3,154.29	\$ 5,400.00	\$ -	\$ 454.29
4670000	Student Wellness and Success	\$ 93,832.52	\$ -	\$ 9,908.53	\$ 48,664.97	\$ 35,259.02
4999023	AG School Safety Grant - FY 2023	\$ -	\$ -	\$ -	\$ -	\$ -
5070000	ESSER (CARES/ARP) Grant	\$ (6,827.81)	\$ -	\$ 51,921.75	\$ 15,166.08	\$ (73,915.64)
5079023	ARP Homeless Targeted Support Grant FY23	\$ -	\$ -	\$ -	\$ -	\$ -
5160000	IDEA Part B	\$ (18,326.74)	\$ -	\$ 36,033.53	\$ -	\$ (54,360.27)
5169222	IDEA-B ARP Grant	\$ -	\$ -	\$ -	\$ -	\$ -
5720000	Title I Grant	\$ (6,588.16)	\$ -	\$ 12,912.32	\$ 582.63	\$ (20,083.11)
5720100	Expanding Opportunities	\$ -	\$ -	\$ -	\$ -	\$ -
5840000	Title IV-A - Student Support	\$ (3,193.72)	\$ 1,916.23	\$ -	\$ -	\$ (1,277.49)
5849124	Stronger Connections - FY 2024	\$ (3,720.00)	\$ -	\$ -	\$ 1,631.00	\$ (5,351.00)
5870000	Preschool Disabilities Grant	\$ (5,000.00)	\$ 5,000.00	\$ -	\$ 1,156.00	\$ (1,156.00)
5879222	Preschool Disabilities ARP Grant	\$ -	\$ -	\$ -	\$ -	\$ -
5900000	Title II-A	\$ -	\$ 12,082.13	\$ 14,685.97	\$ -	\$ (2,603.84)
599-9023	School Safety Grant - FY 2023	\$ -	\$ -	\$ -	\$ -	\$ -
599-9123	NLSP Cafeteria Equipment Grant FY 23	\$ -	\$ -	\$ -	\$ -	\$ -
<b>Totals</b>		<b>\$ 14,909,937.85</b>	<b>\$ 1,259,907.32</b>	<b>\$ 1,821,162.10</b>	<b>\$ 2,859,319.89</b>	<b>\$ 11,489,363.18</b>

## Cash Financial Report

### Accounting Month - 03/2024

Fund #	Fund Name	Beginning Balance as of 07/01/2023	Fiscal Year To Date		Ending Balance 3/31/2024
			Receipts	Expenditures	
0010000	General	\$ 10,187,934.19	\$ 12,873,004.09	\$ 13,285,247.14	\$ 9,775,691.14
0019121	General - HB 412 Supplies	\$ 1,889,680.57	\$ 400,000.00	\$ 250,314.95	\$ 2,039,365.62
0019122	General - HB 412 Capital Outlay	\$ 1,603,977.07	\$ 400,000.00	\$ 1,064,274.50	\$ 939,702.57
0019123	General - HB 412 Reserve	\$ 334,686.61	\$ -	\$ -	\$ 334,686.61
0020000	Bond Retirement	\$ 400,840.96	\$ 295,875.13	\$ 575,775.41	\$ 120,940.68
0030000	Permanent Improvement Fund	\$ 308,414.01	\$ 159,385.60	\$ 460,639.67	\$ 7,159.94
0060000	Food Services	\$ 207,479.96	\$ 607,251.70	\$ 741,657.93	\$ 73,073.73
0070000	Scholarships	\$ 198,400.36	\$ 12,673.67	\$ 15,850.00	\$ 195,224.03
0180000	Public School Support	\$ 115,815.98	\$ 53,643.33	\$ 48,784.37	\$ 120,674.94
0340000	Capital Maintenance Fund	\$ 613,974.01	\$ 33,182.62	\$ 165,559.08	\$ 481,597.55
0709021	Impact60/Daniels - FY 2021	\$ 44,415.83	\$ 37,500.00	\$ 42,581.70	\$ 39,334.13
2000000	Activity Accounts - Student Managed	\$ 66,534.22	\$ 44,167.83	\$ 36,014.87	\$ 74,687.18
3000000	Activity Accounts - Advisor Managed	\$ 168,784.36	\$ 204,471.61	\$ 170,877.66	\$ 202,378.31
4510000	Data Communications Grant	\$ -	\$ 5,992.59	\$ 5,538.30	\$ 454.29
4670000	Student Wellness and Success	\$ 275,244.35	\$ -	\$ 191,320.36	\$ 83,923.99
4999023	AG School Safety Grant - FY 2023	\$ -	\$ -	\$ -	\$ -
5070000	ESSER (CARES/ARP) Grant	\$ 25,070.02	\$ 167,407.29	\$ 251,226.87	\$ (58,749.56)
5079023	IP Homeless Targeted Support Grant FY	\$ -	\$ -	\$ -	\$ -
5160000	IDEA Part B	\$ 1,505.29	\$ 232,076.02	\$ 287,941.58	\$ (54,360.27)
5169222	IDEA-B ARP Grant	\$ -	\$ -	\$ -	\$ -
5720000	Title I Grant	\$ 514.10	\$ 110,385.41	\$ 130,399.99	\$ (19,500.48)
5720100	Expanding Opportunities	\$ -	\$ -	\$ -	\$ -
5840000	Title IV-A - Student Support	\$ -	\$ 11,497.39	\$ 12,774.88	\$ (1,277.49)
5849124	Stronger Connections - FY 2024	\$ -	\$ -	\$ 3,720.00	\$ (3,720.00)
5870000	Preschool Disabilities Grant	\$ -	\$ 5,000.00	\$ 5,000.00	\$ -
5879222	Preschool Disabilities ARP Grant	\$ -	\$ 655.20	\$ 655.20	\$ -
5900000	Title II-A	\$ -	\$ 31,195.63	\$ 33,799.47	\$ (2,603.84)
599-9023	School Safety Grant - FY 2023	\$ 17,985.76	\$ -	\$ 17,985.76	\$ -
599-9123	NLSP Cafeteria Equipment Grant FY 23	\$ -	\$ 35,000.00	\$ 35,000.00	\$ -
<b>Totals</b>		<b>\$ 16,461,257.65</b>	<b>\$ 15,720,365.11</b>	<b>\$ 17,832,939.69</b>	<b>\$ 14,348,683.07</b>

## North Union Local Schools March 2024 Fund Balances

Full Account Code	Description	Initial Cash	MTD Received	FYTD Received	MTD Expended	FYTD Expended	Fund Balance	Encumbrance	Unencumbered Balance
001-0000	General Fund	\$ 10,187,934.19	\$ 1,049,663.51	\$ 12,873,004.09	\$ 1,481,344.29	\$ 13,285,247.14	\$ 9,775,691.14	\$ 1,481,427.80	\$ 8,294,263.34
001-9121	HB 412 Supplies, Textbooks	1,889,680.57	0.00	400,000.00	35,760.65	250,314.95	2,039,365.62	544,895.99	1,494,469.63
001-9122	HS 412 Capital Outlay	1,603,977.07	0.00	400,000.00	25,760.66	1,064,274.50	939,702.57	265,188.17	674,514.40
001-9123	HS 412 Reserve Fund	334,686.61	0.00	0.00	0.00	0.00	334,686.61	0.00	334,686.61
002-0000	Bond Retirement Fund	400,840.96	19,338.64	295,875.13	265.61	575,775.41	120,940.68	25,245.00	95,695.68
003-0000	Permanent Improvement	308,414.01	12,349.51	159,385.60	169.58	460,639.67	7,159.94	27,611.55	(20,451.61)
006-0000	Food Services	207,479.96	124,439.96	607,251.70	102,778.60	741,657.93	73,073.73	219,557.38	(146,483.65)
007-9004	McElheny Scholarship	0.00	0.00	0.00	0.00	0.00	0.00	4,200.00	(4,200.00)
007-9005	McMahon/Mike's Roof Scholarship	500.00	0.00	0.00	0.00	0.00	500.00	0.00	500.00
007-9006	Craig Cooley Scholarship	4,762.97	0.00	0.00	0.00	1,000.00	3,762.97	0.00	3,762.97
007-9007	Kevin Smith Scholarship	6,000.00	0.00	0.00	0.00	3,000.00	3,000.00	0.00	3,000.00
007-9010	Byhalia-York Scholarship	2,350.00	0.00	0.00	0.00	750.00	1,600.00	0.00	1,600.00
007-9012	RICHWOOD POLICE SCHOLARSHIP FUND	1,500.00	0.00	0.00	0.00	1,500.00	0.00	0.00	0.00
007-9013	YOUNG MUSIC/PERFORMING ARTS SCHOLARSHIP FUND	2,000.00	0.00	0.00	0.00	1,000.00	1,000.00	0.00	1,000.00
007-9014	RICHWOOD GARDEN CLUB SCHOLARSHIP	500.00	0.00	0.00	0.00	0.00	500.00	0.00	500.00
007-9017	CALEB DELP MEMORIAL SCHOLARSHIP	2,000.00	0.00	0.00	0.00	0.00	2,000.00	0.00	2,000.00
007-9019	PATRICIA WARNER HOUK SCHOLARSHIP	85,715.54	0.00	0.00	0.00	0.00	85,715.54	0.00	85,715.54
007-9021	RUTH B. WELLER MEMORIAL SCHOLARSHIP	4,000.00	0.00	3,000.00	0.00	0.00	7,000.00	0.00	7,000.00
007-9022	ARTS MEMORIAL SCHOLARSHIP	2,348.00	405.00	405.00	0.00	500.00	2,253.00	0.00	2,253.00
007-9023	JAYCOB R. FOX SCHOLARSHIP FUND	500.00	0.00	0.00	0.00	0.00	500.00	0.00	500.00
007-9126	JOSHUA O'REILLY MEMORIAL SCHOLARSHIP FUND	1,400.00	0.00	0.00	0.00	600.00	800.00	0.00	800.00
007-9127	RESEARCH & DESIGN STIMULATION SCHOLARSHIP	5,000.00	0.00	4,000.00	0.00	5,000.00	4,000.00	0.00	4,000.00
007-9128	PATRICK LIGGACY/NULL SCHOLARSHIP FUND	1,000.00	0.00	1,000.00	0.00	500.00	1,500.00	0.00	1,500.00
007-9129	CLASS OF 1973 SCHOLARSHIP FUND	0.00	575.00	3,275.00	0.00	0.00	3,275.00	0.00	3,275.00
007-9999	Parrott Scholarship Fund	78,823.85	36.08	993.67	0.00	2,000.00	77,817.52	0.00	77,817.52
018-9050	Public School Support - MS	17,589.91	9,195.47	26,969.24	6,496.98	18,155.98	26,403.17	8,256.32	18,146.85
018-9060	Public School Support - HS	17,927.01	1,723.49	6,829.81	730.18	5,365.39	19,391.43	8,034.65	11,356.78
018-9070	NU Elementary Princ Acct	80,299.06	2,690.16	19,844.28	1,850.21	25,263.00	74,880.34	31,491.34	43,389.00
034-0000	Capital Maintenance Fund	613,974.01	0.00	33,182.62	0.00	165,559.08	481,597.55	0.00	481,597.55
070-9021	IMPACT60/DANIELS - FY 2021 FUND	44,415.83	0.00	37,500.00	8,581.82	42,581.70	39,334.13	13,651.81	25,682.32
200-9013	CLASS OF 2013	164.41	0.00	0.00	0.00	0.00	164.41	0.00	164.41
200-9014	CLASS OF 2014	1,122.91	0.00	0.00	0.00	0.00	1,122.91	0.00	1,122.91

## North Union Local Schools March 2024 Fund Balances

Full Account Code	Description	Initial Cash	MTD Received	FYTD Received	MTD Expended	FYTD Expended	Fund Balance	Encumbrance	Unencumbered Balance
200-9016	CLASS OF 2016	\$ 382.66	\$ 0.00	\$ 0.00	\$ 0.00	\$ 0.00	\$ 382.66	\$ 0.00	\$ 382.66
200-9017	CLASS OF 2017	60.83	0.00	0.00	0.00	0.00	60.83	0.00	60.83
200-9018	CLASS OF 2018	1,456.10	0.00	0.00	0.00	0.00	1,456.10	0.00	1,456.10
200-9019	CLASS OF 2019	211.34	0.00	0.00	0.00	0.00	211.34	0.00	211.34
200-9020	CLASS OF 2020	1,398.69	0.00	0.00	0.00	0.00	1,398.69	0.00	1,398.69
200-9021	CLASS OF 2021	3,388.90	0.00	0.00	0.00	0.00	3,388.90	0.00	3,388.90
200-9022	CLASS OF 2022	5,028.99	0.00	0.00	0.00	0.00	5,028.99	0.00	5,028.99
200-9023	CLASS OF 2023	3,894.40	0.00	0.00	0.00	525.37	3,369.03	0.00	3,369.03
200-9024	CLASS OF 2024	9,092.56	0.00	0.00	117.70	1,948.00	7,144.56	1,284.30	5,860.26
200-9025	CLASS OF 2025	2,580.00	442.00	2,852.00	1,005.32	3,171.22	2,260.78	405.60	1,855.18
200-9026	CLASS OF 2026	500.00	0.00	600.00	0.00	0.00	1,100.00	2.00	1,098.00
200-9027	CLASS OF 2027	0.00	0.00	600.00	0.00	0.00	600.00	2.00	598.00
200-9050	Student Act - MS St Council	3,913.40	1,094.75	2,614.50	683.80	2,295.01	4,232.89	793.28	3,439.61
200-9111	Art Club	2,129.64	0.00	0.00	0.00	0.00	2,129.64	2.00	2,127.64
200-9141	National Honor Society	436.41	46.50	397.55	0.00	232.91	601.05	169.09	431.96
200-9330	HS FFA	16,873.75	3,263.00	32,495.11	3,180.77	26,069.50	23,299.36	8,072.25	15,227.11
200-9350	Industrial Arts Club	542.79	0.00	0.00	0.00	175.89	366.90	366.90	0.00
200-9370	HS BPA	2,834.42	0.00	0.00	0.00	0.00	2,834.42	2.00	2,832.42
200-9610	HS Student Council	8,533.83	(442.00)	3,778.67	100.00	1,596.97	10,715.53	963.35	9,752.18
200-9630	SOS (STUDENTS OF SERVICE) CLUB	47.75	0.00	0.00	0.00	0.00	47.75	2.00	45.75
200-9680	HS Yearbook	1,940.44	0.00	830.00	0.00	0.00	2,770.44	2.00	2,768.44
300-9000	MHUC ATHLETIC RESERVE FUND	0.00	0.00	20,000.00	0.00	20,000.00	0.00	0.00	0.00
300-9050	MS Athletic Department	41,868.56	800.00	27,519.00	0.00	13,086.95	56,300.61	15,233.53	41,067.08
300-9060	HS Athletic Department	74,908.90	4,845.40	100,727.78	14,660.41	94,752.88	80,883.80	86,146.54	(5,262.74)
300-9117	North Union Robotics Club	33,644.79	4,040.00	45,943.53	6,558.25	37,506.71	42,081.61	43,516.78	(1,435.17)
300-9134	HS Marching Band	4,692.40	0.00	250.00	0.00	435.00	4,507.40	2.00	4,505.40
300-9137	HS Show Choir	6,349.08	1,641.20	6,580.20	0.00	2,910.17	10,019.11	4,024.83	5,994.28
300-9139	Drama - Music Production	6,840.58	1,607.00	3,451.10	255.17	2,185.95	8,105.73	1,566.75	6,538.98
300-9190	HS In The Know	480.05	0.00	0.00	0.00	0.00	480.05	2.00	478.05
451-9023	NETWORK CONNECTIVITY FY 2023 GRANT	0.00	0.00	138.30	0.00	138.30	0.00	0.00	0.00
451-9024	NETWORK CONNECTIVITY FY 2024 GRANT	0.00	3,154.29	5,854.29	5,400.00	5,400.00	454.29	0.00	454.29
467-9020	STUDENT WELLNESS & SUCCESS FY 2020	10,442.85	0.00	0.00	1,949.25	9,468.86	973.99	973.99	0.00
467-9021	STUDENT WELLNESS & SUCCESS FY 2021	264,801.50	0.00	0.00	7,959.28	181,851.50	82,950.00	47,690.98	35,259.02
507-9022	ESSER III - ARP FUNDS	24,587.49	0.00	128,880.72	51,921.75	212,217.77	(58,749.56)	15,166.08	(73,915.64)
507-9121	ESSER - ROUND 2 FUNDS	482.53	0.00	38,526.57	0.00	39,009.10	0.00	0.00	0.00
516-9023	IDEA-B FEDERAL GRANT FY 2023	1,505.29	0.00	34,374.37	0.00	35,879.66	0.00	0.00	0.00

## North Union Local Schools March 2024 Fund Balances

Full Account Code	Description	Initial Cash	MTD Received	FYTD Received	MTD Expended	FYTD Expended	Fund Balance	Encumbrance	Unencumbered Balance
516-9024	IDEA-B FEDERAL GRANT FY 2024	\$ 0.00	\$ 0.00	\$ 197,701.65	\$ 36,033.53	\$ 252,061.92	\$ (54,360.27)	\$ 0.00	\$ (54,360.27)
572-9023	TITLE I FY 2023	514.10	0.00	25,661.63	0.00	26,175.73	0.00	0.00	0.00
572-9024	TITLE I FY 2024	0.00	0.00	84,723.78	12,912.32	104,224.26	(19,500.48)	582.63	(20,083.11)
584-9024	TITLE IV-A - STUDENT SUPPORT FY 2024	0.00	1,916.23	11,497.39	0.00	12,774.88	(1,277.49)	0.00	(1,277.49)
584-9124	STRONGER CONNECTIONS FY 2024 GRANT	0.00	0.00	0.00	0.00	3,720.00	(3,720.00)	1,631.00	(5,351.00)
587-9024	PRESCHOOL DISABILITIES - FY 2024	0.00	5,000.00	5,000.00	0.00	5,000.00	0.00	1,156.00	(1,156.00)
587-9222	ARP PRESCHOOL DISABILITIES FY 2022 FEDERAL GRANT	0.00	0.00	655.20	0.00	655.20	0.00	0.00	0.00
590-9024	TITLE II-A FY 2024	0.00	12,082.13	31,195.63	14,685.97	33,799.47	(2,603.84)	0.00	(2,603.84)
599-9023	SCHOOL SAFETY GRANT - FY 2023	17,985.76	0.00	0.00	0.00	17,985.76	0.00	0.00	0.00
599-9123	NLSP CAFETERIA EQUIPMENT GRANT FY 2023	0.00	0.00	35,000.00	0.00	35,000.00	0.00	0.00	0.00
<b>Grand Total</b>		<b>16,461,257.65</b>	<b>\$ 1,259,907.32</b>	<b>15,720,365.11</b>	<b>\$ 1,821,162.10</b>	<b>17,832,939.69</b>	<b>\$ 14,348,683.07</b>	<b>\$ 2,859,319.89</b>	<b>\$ 11,489,363.18</b>

**2023-2024  
FINANCIAL FORECASTS  
AND  
ACTUALS**



**NORTH UNION LOCAL SCHOOL DISTRICT  
2022-2023 CASH PROJECTION  
GENERAL FUND BUDGET  
March 2024**

MONTH	JULY	AUGUST	SEPTEMBER	OCTOBER	NOVEMBER	DECEMBER	JANUARY	FEBRUARY	MARCH	APRIL	MAY	JUNE
<b>BEGINNING CASH BALANCE</b>	\$14,016,278	\$14,176,586	\$13,704,904	\$15,202,163	\$15,503,265	\$14,706,657	\$14,207,268	\$13,910,627	\$13,154,097	\$16,002,901	\$16,411,643	\$15,654,113
<b>RECEIPTS:</b>												
<b>LOCAL SOURCES:</b>												
<b>Real Estate</b>	\$0	\$129,493	\$2,387,557	\$0	\$0	\$0	\$0	\$0	\$3,494,316	\$0	\$0	\$0
<b>Personal Tangible</b>	\$0	\$2,833	\$283,088	\$0	\$0	\$0	\$0	\$0	\$271,565	\$0	\$0	\$0
<b>Investment Earnings</b>	\$44,925	\$59,447	\$55,251	\$72,667	\$55,924	\$55,924	\$55,924	\$55,924	\$55,924	\$55,924	\$55,924	\$55,923
<b>Income Tax</b>	\$890,366	\$0	\$0	\$620,358	\$0	\$0	\$569,150	\$0	\$0	\$754,097	\$0	\$0
<b>Other</b>	\$119,328	\$10,479	\$78,659	\$7,298	\$11,573	\$11,573	\$11,573	\$11,573	\$11,573	\$32,704	\$11,573	\$11,573
<b>STATE SOURCES:</b>												
<b>Foundation Program</b>	\$713,556	\$775,068	\$712,307	\$817,481	\$710,155	\$710,155	\$710,155	\$710,155	\$710,155	\$710,155	\$710,155	\$710,155
<b>Rollback/Homestead</b>	\$0	\$0	\$0	\$420,952	\$0	\$0	\$0	\$0	\$0	\$387,996	\$0	\$0
<b>Other</b>	\$49,555	\$49,819	\$49,281	\$69,046	\$52,594	\$52,594	\$52,594	\$52,594	\$52,594	\$52,594	\$52,594	\$52,593
<b>TRANSFERS:</b>												
<b>Transfers/Adv In</b>	\$0	\$0	\$0	\$0	\$0	\$0	\$0	\$0	\$0	\$0	\$0	\$0
<b>Prior Year Refund</b>	\$4,289	\$63,431	\$0	\$0	\$0	\$0	\$0	\$0	\$1,232	\$1,048	\$0	\$0
<b>TOTAL RECEIPTS:</b>	\$1,822,019	\$1,090,570	\$3,566,142	\$2,007,803	\$830,246	\$830,246	\$1,399,396	\$830,246	\$4,597,359	\$1,994,518	\$830,246	\$830,244
<b>TOTAL REC + CASH BALANCE</b>	\$15,838,298	\$15,267,156	\$17,271,046	\$17,209,965	\$16,333,511	\$15,536,903	\$15,606,664	\$14,740,873	\$17,751,456	\$17,997,419	\$17,241,889	\$16,484,357
<b>EXPENDITURES:</b>												
<b>Salary/Wages</b>	\$826,774	\$841,205	\$880,867	\$865,598	\$844,339	\$844,339	\$944,339	\$844,339	\$944,339	\$844,339	\$844,339	\$984,342
<b>Fringe Benefits</b>	\$446,448	\$436,204	\$426,139	\$445,143	\$443,143	\$146,635	\$408,776	\$403,776	\$403,776	\$402,776	\$404,776	\$403,776
<b>Purchased Services</b>	\$152,640	\$239,957	\$197,703	\$236,463	\$223,201	\$223,201	\$223,201	\$223,201	\$223,201	\$223,201	\$223,201	\$223,201
<b>Supplies/Materials</b>	\$39,863	\$20,883	\$69,249	\$89,147	\$79,653	\$79,653	\$79,653	\$79,653	\$79,653	\$79,653	\$79,653	\$79,653
<b>Capital Outlay/Equipment</b>	\$165,698	\$687	\$445,630	\$58,346	\$33,833	\$33,833	\$33,833	\$33,833	\$33,833	\$33,833	\$33,833	\$33,833
<b>Transfers/Adv. Out</b>	\$0	\$1,000	\$200	\$0	\$0	\$0	\$0	\$0	\$0	\$0	\$0	\$18,800
<b>Other</b>	\$30,290	\$22,315	\$49,095	\$12,005	\$2,685	\$1,974	\$6,235	\$1,974	\$63,753	\$1,974	\$1,974	\$1,974
<b>TOTAL EXPENDITURES:</b>	\$1,661,712	\$1,562,252	\$2,068,883	\$1,706,701	\$1,626,854	\$1,329,635	\$1,696,037	\$1,586,776	\$1,748,555	\$1,585,776	\$1,587,776	\$1,745,579
<b>ENDING CASH BALANCE:</b>	\$14,176,586	\$13,704,904	\$15,202,163	\$15,503,265	\$14,706,657	\$14,207,268	\$13,910,627	\$13,154,097	\$16,002,901	\$16,411,643	\$15,654,113	\$14,738,778
<b>TOTAL RECEIPTS VS.</b>	\$1,822,019	\$1,090,570	\$3,566,142	\$2,007,803	\$830,246	\$830,246	\$1,399,396	\$830,246	\$4,597,359	\$1,994,518	\$830,246	\$830,244
<b>TOTAL EXPENDITURES</b>	\$1,661,712	\$1,562,252	\$2,068,883	\$1,706,701	\$1,626,854	\$1,329,635	\$1,696,037	\$1,586,776	\$1,748,555	\$1,585,776	\$1,587,776	\$1,745,579
	\$160,307	-\$471,682	\$1,497,259	\$301,102	-\$796,608	-\$499,389	-\$296,641	-\$756,530	\$2,848,804	\$408,742	-\$757,530	-\$915,335

Forecast Based Upon November 2023 Five Year Forecast.



**NORTH UNION LOCAL SCHOOL DISTRICT  
2022-2023 CASH PROJECTION  
GENERAL FUND ACTUALS  
March 2024**

MONTH	JULY	AUGUST	SEPTEMBER	OCTOBER	NOVEMBER	DECEMBER	JANUARY	FEBRUARY	MARCH	APRIL	MAY	JUNE
<b>BEGINNING CASH BALANCE</b>	\$14,016,278	\$14,176,586	\$13,704,904	\$15,202,163	\$15,503,265	\$14,701,329	\$14,225,686	\$14,029,596	\$13,582,648	\$13,089,446	\$13,089,446	\$13,089,446
<b>RECEIPTS:</b>												
<b>LOCAL SOURCES:</b>												
<b>Real Estate</b>	\$0	\$129,493	\$2,387,557	\$0	\$0	\$0	\$0	\$0	\$215,350	\$0	\$0	\$0
<b>Personal Tangible</b>	\$0	\$2,833	\$283,088	\$0	\$0	\$0	\$0	\$0	\$2,909	\$0	\$0	\$0
<b>Investment Earnings</b>	\$44,925	\$59,447	\$55,251	\$72,667	\$63,949	\$50,186	\$51,986	\$42,451	\$44,922	\$0	\$0	\$0
<b>Income Tax</b>	\$890,366	\$0	\$0	\$620,358	\$0	\$0	\$528,196	\$0	\$0	\$0	\$0	\$0
<b>Other</b>	\$119,328	\$10,479	\$78,659	\$7,298	\$8,018	\$10,343	\$22,122	\$322,809	\$45,333	\$0	\$0	\$0
<b>STATE SOURCES:</b>												
<b>Foundation Program</b>	\$713,556	\$775,068	\$712,307	\$817,481	\$692,151	\$700,247	\$730,475	\$684,559	\$686,213	\$0	\$0	\$0
<b>Rollback/Homestead</b>	\$0	\$0	\$0	\$420,952	\$0	\$0	\$0	\$0	\$0	\$0	\$0	\$0
<b>Other</b>	\$49,555	\$49,819	\$49,281	\$69,046	\$54,433	\$64,685	\$54,968	\$55,227	\$54,926	\$0	\$0	\$0
<b>TRANSFERS:</b>												
<b>Transfers/Adv In</b>	\$0	\$0	\$0	\$0	\$0	\$0	\$0	\$0	\$0	\$0	\$0	\$0
<b>Prior Year Refund</b>	\$4,289	\$63,431	\$0	\$0	\$0	\$0	\$0	\$0	\$11	\$0	\$0	\$0
<b>TOTAL RECEIPTS:</b>	\$1,822,019	\$1,090,570	\$3,566,142	\$2,007,803	\$818,552	\$825,462	\$1,387,747	\$1,105,047	\$1,049,664	\$0	\$0	\$0
<b>TOTAL REC + CASH BALANCE</b>	\$15,838,298	\$15,267,156	\$17,271,046	\$17,209,965	\$16,321,816	\$15,526,791	\$15,613,432	\$15,134,643	\$14,632,312	\$13,089,446	\$13,089,446	\$13,089,446
<b>EXPENDITURES:</b>												
<b>Salary/Wages</b>	\$826,774	\$841,205	\$880,867	\$865,598	\$849,894	\$849,643	\$876,828	\$881,506	\$865,043	\$0	\$0	\$0
<b>Fringe Benefits</b>	\$446,448	\$436,204	\$426,139	\$445,143	\$464,071	\$154,173	\$427,098	\$436,084	\$414,760	\$0	\$0	\$0
<b>Purchased Services</b>	\$152,640	\$239,957	\$197,703	\$236,463	\$180,394	\$121,914	\$238,981	\$179,817	\$188,378	\$0	\$0	\$0
<b>Supplies/Materials</b>	\$39,863	\$20,883	\$69,249	\$89,147	\$95,722	\$37,627	\$29,481	\$48,367	\$55,368	\$0	\$0	\$0
<b>Capital Outlay/Equipment</b>	\$165,698	\$687	\$445,630	\$58,346	\$30,052	\$131,011	\$2,563	\$4,741	\$13,547	\$0	\$0	\$0
<b>Transfers/Adv. Out</b>	\$0	\$1,000	\$200	\$0	\$0	\$0	\$0	\$0	\$0	\$0	\$0	\$0
<b>Other</b>	\$30,290	\$22,315	\$49,095	\$12,005	\$354	\$6,737	\$8,886	\$1,480	\$5,769	\$0	\$0	\$0
<b>TOTAL EXPENDITURES:</b>	\$1,661,712	\$1,562,252	\$2,068,883	\$1,706,701	\$1,620,487	\$1,301,105	\$1,583,836	\$1,551,995	\$1,542,866	\$0	\$0	\$0
<b>ENDING CASH BALANCE:</b>	\$14,176,586	\$13,704,904	\$15,202,163	\$15,503,265	\$14,701,329	\$14,225,686	\$14,029,596	\$13,582,648	\$13,089,446	\$13,089,446	\$13,089,446	\$13,089,446
<b>TOTAL RECEIPTS VS.</b>	\$1,822,019	\$1,090,570	\$3,566,142	\$2,007,803	\$818,552	\$825,462	\$1,387,747	\$1,105,047	\$1,049,664	\$0	\$0	\$0
<b>TOTAL EXPENDITURES</b>	\$1,661,712	\$1,562,252	\$2,068,883	\$1,706,701	\$1,620,487	\$1,301,105	\$1,583,836	\$1,551,995	\$1,542,866	\$0	\$0	\$0
	\$160,307	-\$471,682	\$1,497,259	\$301,102	-\$801,936	-\$475,643	-\$196,089	-\$446,948	-\$493,202	\$0	\$0	\$0

# North Union Budget vs. Actual

July 2023 - March 2024

\$20,000,000.00

\$15,000,000.00

\$10,000,000.00

\$5,000,000.00

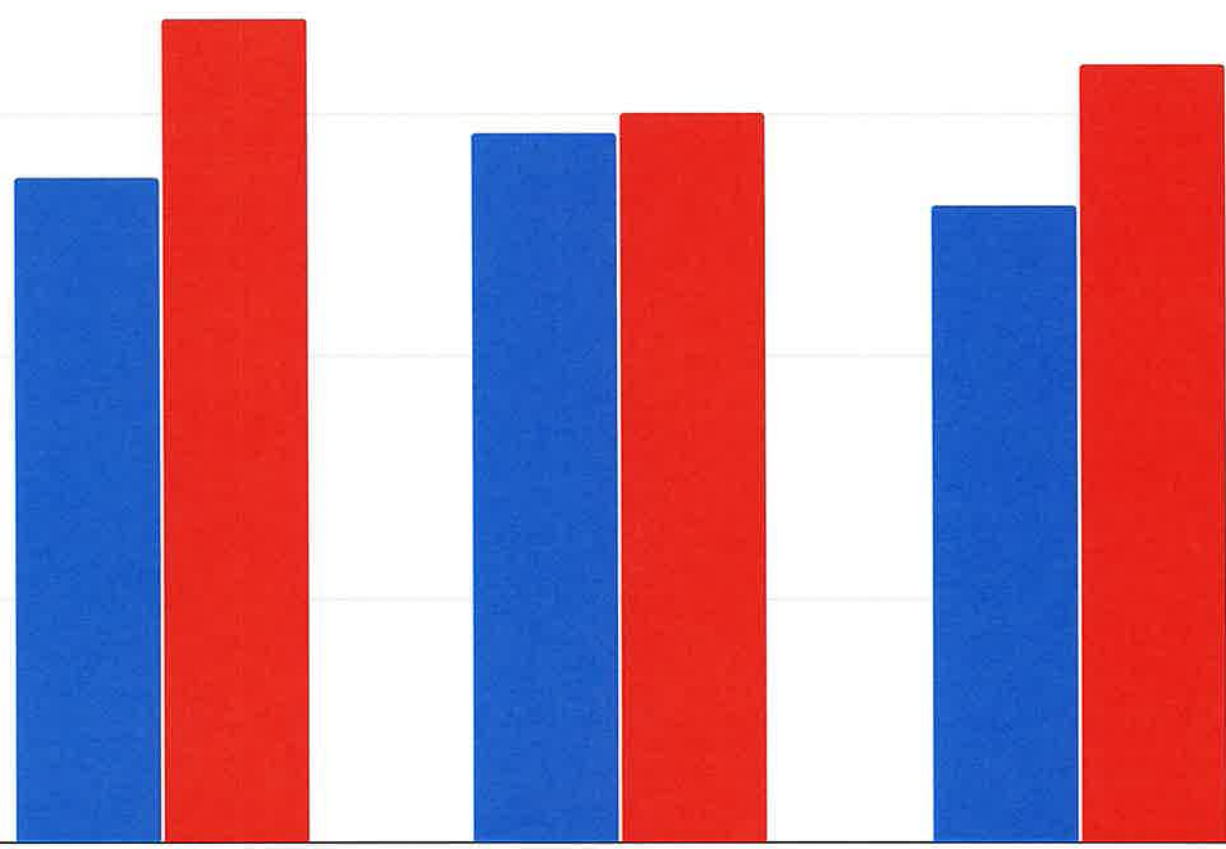
\$0.00

Revenues

Expenditures

Ending Cash Balance

Actual Budgeted



# North Union Revenue Breakdown

July 2023 - March 2024

**Other Local, Refunds**  
5.1%

**Interest**  
3.6%

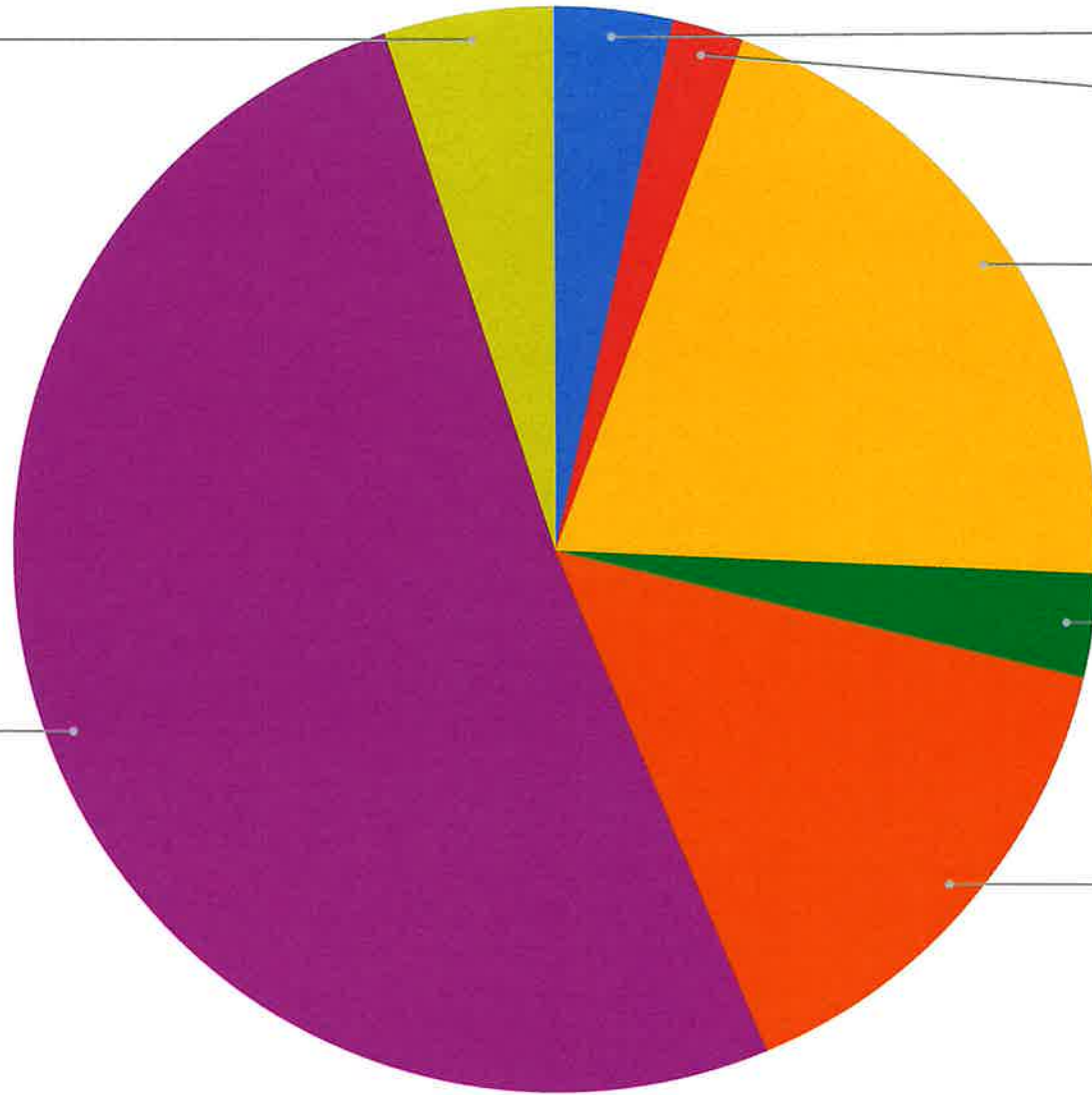
**Tangible**  
2.1%

**Real Estate**  
20.0%

**Rollback & Homestead**  
3.1%

**State Support**  
51.3%

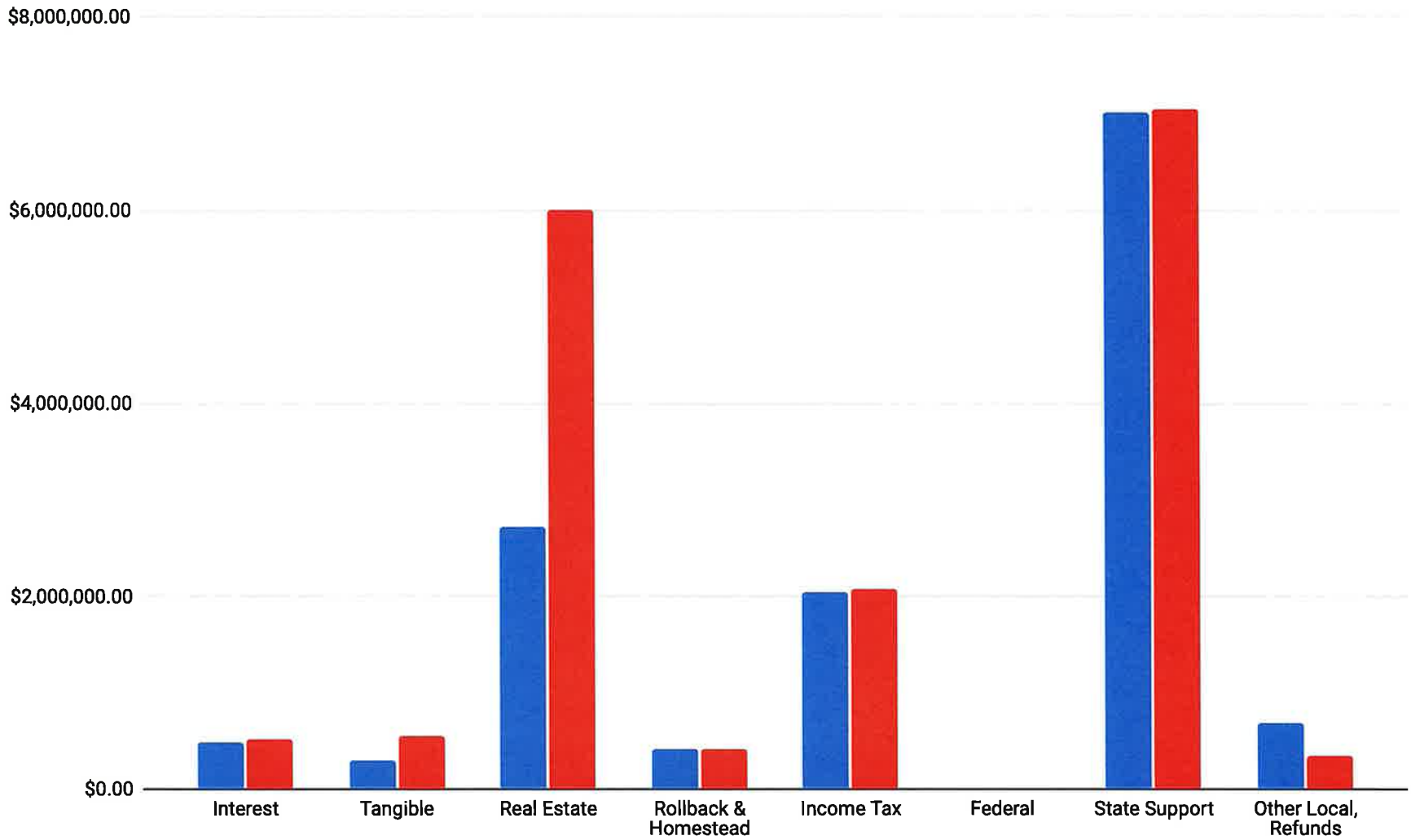
**Income Tax**  
14.9%



# North Union Revenue - Actual vs Budget

July 2023 - March 2024

Actual Budget



# North Union Expenditure Breakdown

July 2023 - March 2024

**Other Expenditures**

0.9%

**Capital Outlay**

5.8%

**Supplies**

3.3%

**Purchased Services**

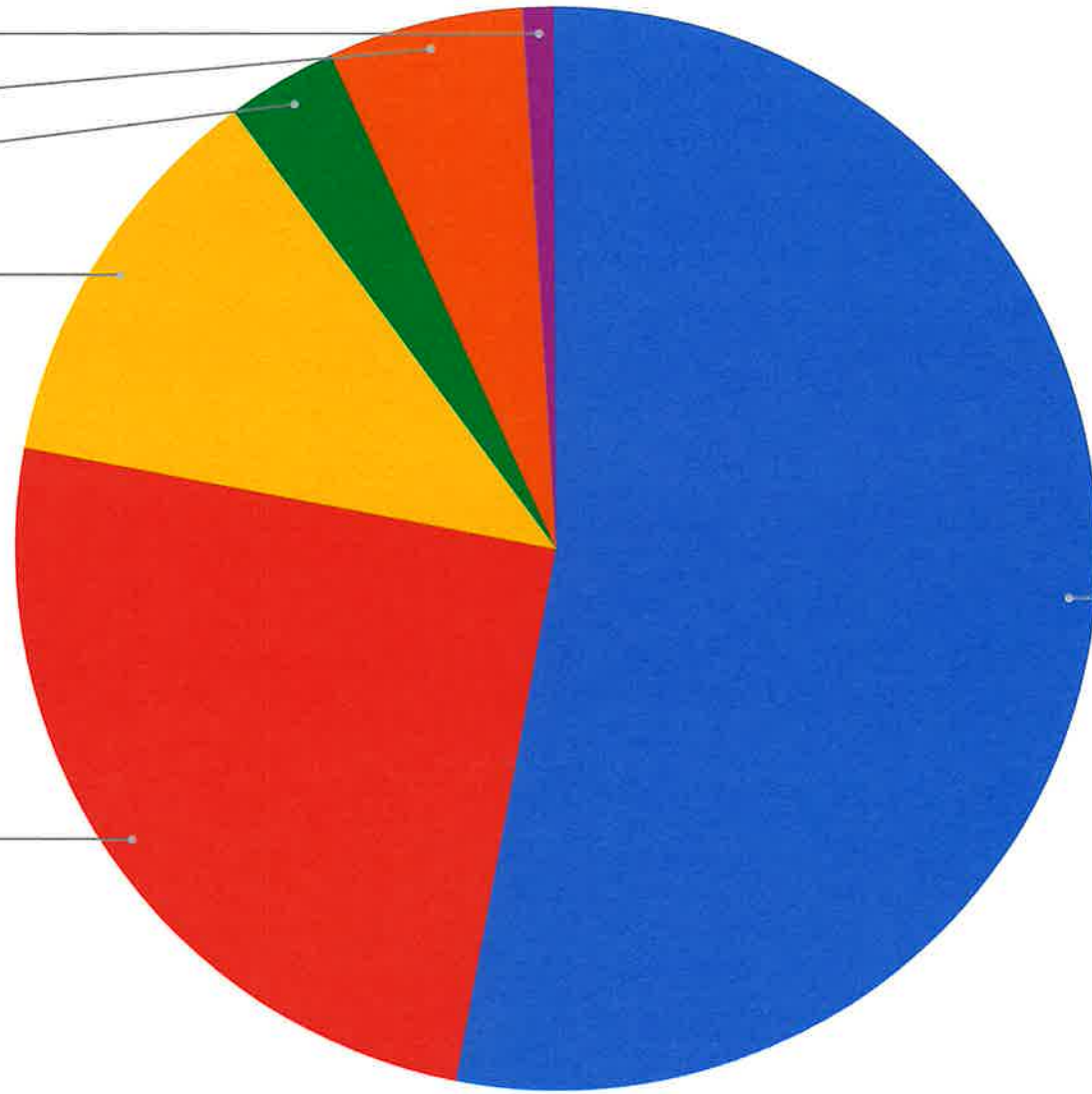
11.9%

**Benefits**

25.0%

**Salaries**

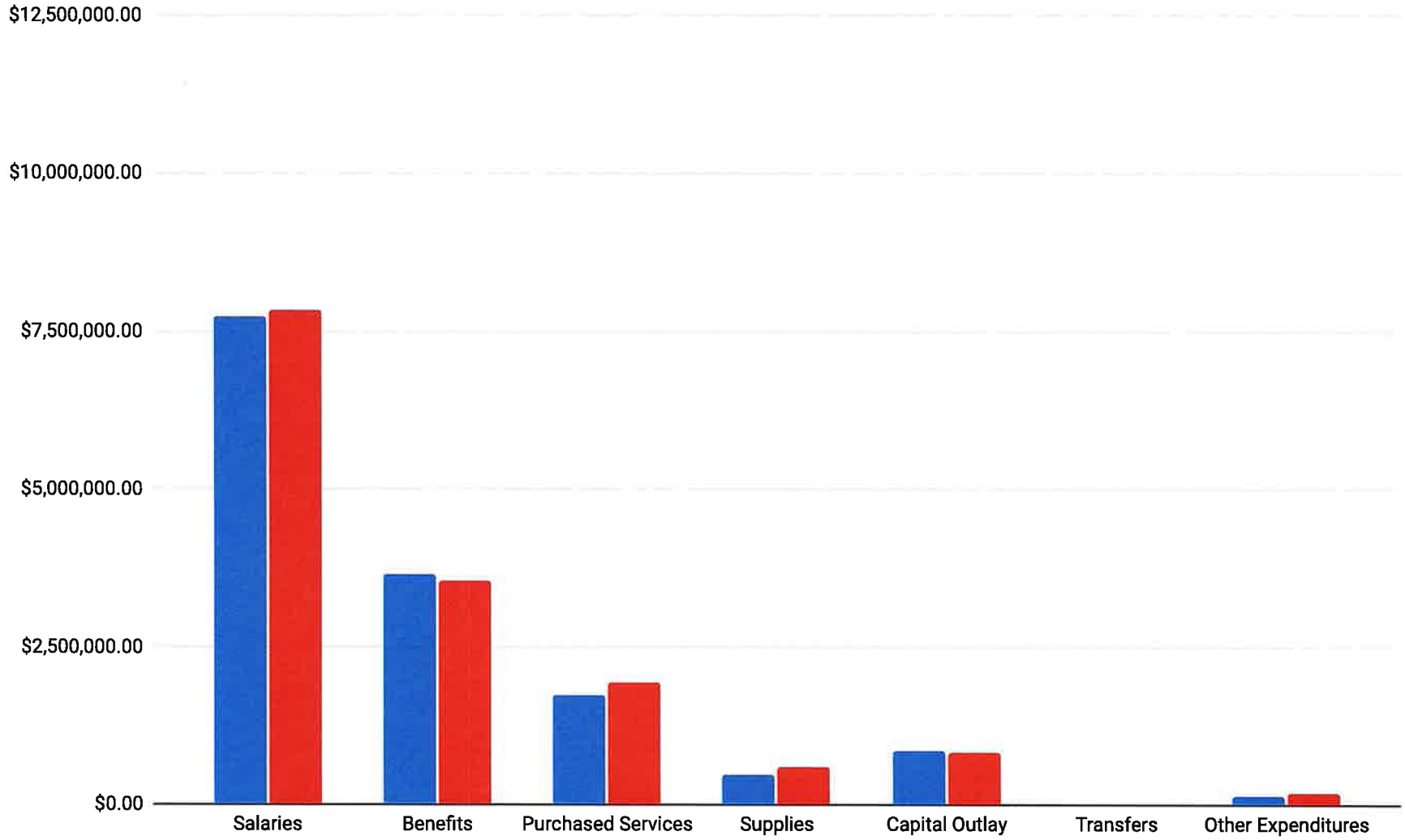
53.0%



# North Union Expenditures - Budget vs. Actual

July 2023 - March 2024

Actual Budget



**VARIANCE**

**REPORT**



**North Union LSD  
Variance Comparison  
Budget Vs. Actual**

FYTD vs FYTD				
	Budget	Actual	Variance	Explanation
<b>BEGINNING CASH BALANCE</b>	\$14,016,278	\$14,016,278	\$0	
<b>RECEIPTS:</b>				
<b>LOCAL SOURCES:</b>				
<b>Real Estate</b>	\$6,011,365	\$2,732,399	-\$3,278,966	Timing of Union County Settlement
<b>Personal Tangible</b>	\$557,486	\$288,830	-\$268,656	Timing of Union County Settlement
<b>Investment Earnings</b>	\$511,910	\$485,785	-\$26,125	Timing of CD payments, Lower Investment Amounts
<b>Income Tax</b>	\$2,079,874	\$2,038,920	-\$40,954	Lower Income Tax Settlement, Hoping it is Tax Filing Issue
<b>Other</b>	\$273,629	\$624,390	\$350,761	Excess Costs Payment, Medicaid True Up Payment, Tuition
<b>STATE SOURCES:</b>				
<b>Foundation Program</b>	\$6,569,187	\$6,512,057	-\$57,130	Currently Lower Than Expected
<b>Rollback/Homestead</b>	\$420,952	\$420,952	\$0	
<b>Other</b>	\$480,671	\$501,940	\$21,269	Currently Slightly Higher - Current EMIS Data
<b>TRANSFERS:</b>				
<b>Transfers/Adv In</b>	\$0	\$0	\$0	
<b>Prior Year Refund</b>	\$68,952	\$67,731	-\$1,221	Lower Than Expected
<b>TOTAL RECEIPTS:</b>	\$16,974,026	\$13,673,004	-\$3,301,022	Timing of Union County Settlement
<b>TOTAL REC + CASH BALANCE</b>	\$30,990,305	\$27,689,283	-\$3,301,022	Timing of Union County Settlement
<b>EXPENDITURES:</b>				
<b>Salary/Wages</b>	\$7,836,139	\$7,737,357	\$98,782	Lower Due to Grant Adjustments - Grants Expire In Sept 2024
<b>Fringe Benefits</b>	\$3,560,040	\$3,650,121	-\$90,081	Higher - Foundation STRS/SERS, More On Insurance
<b>Purchased Services</b>	\$1,942,768	\$1,736,247	\$206,521	Lower Than Expected, Timing
<b>Supplies/Materials</b>	\$617,406	\$485,706	\$131,700	Lower - Timing of Invoices
<b>Capital Outlay/Equipment</b>	\$839,526	\$852,276	-\$12,749	Bus Purchase
<b>Transfers/Adv. Out</b>	\$1,200	\$1,200	\$0	
<b>Other</b>	\$190,325	\$136,931	\$53,394	Timing of Union County Settlement
<b>TOTAL EXPENDITURES:</b>	\$14,987,404	\$14,599,837	\$387,567	Lower Salaries (Due to Grants), Services, Supplies, Other (Timing)
<b>ENDING CASH BALANCE:</b>	\$16,002,901	\$13,089,446	-\$2,913,455	Timing of Union County Settlement



**North Union LSD**  
**Budget Variance Comparison**  
**Budget Vs. Actual**

	Month vs Month			Explanation
	Budget	March 2024	Variance	
<b>BEGINNING CASH BALANCE</b>	\$13,154,097	\$13,582,648	\$428,551	Higher Beginning Balance
<b>RECEIPTS:</b>				
<b>LOCAL SOURCES:</b>				
Real Estate	\$3,494,316	\$215,350	-\$3,278,966	Timing of Union County Settlement
Personal Tangible	\$271,565	\$2,909	-\$268,656	Timing of Union County Settlement
Investment Earnings	\$55,924	\$44,922	-\$11,002	Timing of CD Interest Payment
Income Tax	\$0	\$0	\$0	
Other	\$11,573	\$45,333	\$33,760	Tuition Payment
<b>STATE SOURCES:</b>				
Foundation Program	\$710,155	\$686,213	-\$23,942	Lower Than Expected
Rollback/Homestead	\$0	\$0	\$0	
Other	\$52,594	\$54,926	\$2,332	Higher At This Time
<b>TRANSFERS:</b>				
Transfers/Adv In	\$0	\$0	\$0	
Prior Year Refund	\$1,232	\$11	-\$1,221	Lower Than Expected
<b>TOTAL RECEIPTS:</b>	\$4,597,359	\$1,049,664	-\$3,547,695	Timing of Union County Settlement
<b>TOTAL REC + CASH BALANCE</b>	\$17,751,456	\$14,632,312	-\$3,119,144	Timing of Union County Settlement
<b>EXPENDITURES:</b>				
Salary/Wages	\$944,339	\$865,043	\$79,296	Lower Than Expected, Grant Adjustments
Fringe Benefits	\$403,776	\$414,760	-\$10,984	Higher - Payroll Taxes, Foundation STRS/SERS, More On Insurance
Purchased Services	\$223,201	\$188,378	\$34,823	Lower Than Expected, Timing
Supplies/Materials	\$79,653	\$55,369	\$24,284	Lower - Timing of Invoices
Capital Outlay/Equipment	\$33,833	\$13,547	\$20,286	Lower Than Expected, Timing
Transfers/Adv. Out	\$0	\$0	\$0	
Other	\$63,753	\$5,769	\$57,984	Timing of Union County Settlement
<b>TOTAL EXPENDITURES:</b>	\$1,748,555	\$1,542,866	\$205,689	Lower Salaries, Services, Supplies, Capital Outlay, Other
<b>ENDING CASH BALANCE:</b>	\$16,002,901	\$13,089,446	-\$2,913,455	Timing of Union County Settlement

**North Union LSD  
Variance Comparison  
FY 2023 vs. FY 2024**

**FYTD vs FYTD**

	<u>23</u>	<u>24</u>	<u>Variance</u>	<u>Explanation</u>
<b>BEGINNING CASH BALANCE</b>	\$12,900,580	\$14,016,278	\$1,115,698	Higher Beginning Balance
<b>RECEIPTS:</b>				
<b>LOCAL SOURCES:</b>				
<b>Real Estate</b>	\$2,225,022	\$2,732,399	\$507,377	Higher Real Estate Settlements
<b>Personal Tangible</b>	\$253,285	\$288,830	\$35,545	Higher Utility Personal Property Settlements
<b>Investment Earnings</b>	\$313,224	\$485,785	\$172,561	Much Higher Interest Rates
<b>Income Tax</b>	\$2,068,203	\$2,038,920	<b>-\$29,283</b>	Lower Income Tax Settlement, Timing of Certain Tax Payers
<b>Other</b>	\$378,859	\$624,390	\$245,531	Medicaid Settlement Timing, E-Rate, Tuition
<b>STATE SOURCES:</b>				
<b>Foundation Program</b>	\$6,535,087	\$6,512,057	<b>-\$23,030</b>	Lower Foundation at This Time, Coding
<b>Rollback/Homestead</b>	\$353,588	\$420,952	\$67,364	Higher H/R Settlements, Higher R/E Values
<b>Other</b>	\$449,468	\$501,940	\$52,472	Currently Higher
<b>TRANSFERS:</b>				
<b>Transfers/Adv In</b>	\$0	\$0	\$0	
<b>Prior Year Refund</b>	\$46,148	\$67,731	\$21,583	Higher SERS Refund
<b>TOTAL RECEIPTS:</b>	\$12,622,884	\$13,673,004	\$1,050,120	Higher In Most Categories
<b>TOTAL REC + CASH BALANCE</b>	\$25,523,464	\$27,689,283	\$2,165,819	Higher Beginning Balance, Higher Revenue
<b>EXPENDITURES:</b>				
<b>Salary/Wages</b>	\$7,466,868	\$7,737,357	<b>-\$270,489</b>	Higher - Higher Salaries, Negotiated Agreement, Timing of New Staff First Pay, Severance
<b>Fringe Benefits</b>	\$3,464,060	\$3,650,121	<b>-\$186,061</b>	Higher Costs, Higher Insurance Charges, More Utilizing Insurance Coverage
<b>Purchased Services</b>	\$1,747,560	\$1,736,247	\$11,313	Lower At This Time
<b>Supplies/Materials</b>	\$587,347	\$485,706	\$101,641	Lower At This Time
<b>Capital Outlay/Equipment</b>	\$287,490	\$852,276	<b>-\$564,786</b>	Playground Project, Sports Fields, Bus Purchase
<b>Transfers/Adv. Out</b>	\$1,000	\$1,200	<b>-\$200</b>	Higher Transfer To Freshman/Sophomore Classes
<b>Other</b>	\$97,983	\$136,931	<b>-\$38,948</b>	Higher County Auditor Charges, Higher Income Tax Fees, OSBA Payment Timing
<b>TOTAL EXPENDITURES:</b>	\$13,652,308	\$14,599,837	<b>-\$947,529</b>	Higher Costs In Almost Every Category
<b>ENDING CASH BALANCE:</b>	\$11,871,156	\$13,089,446	\$1,218,290	Higher Revenue, Higher Beginning Balance

**North Union LSD  
Variance Comparison  
FY 2023 vs. FY 2024**

	Month vs Month			
	March 2023	March 2024	Variance	Explanation
<b>BEGINNING CASH BALANCE</b>	\$12,414,492	\$13,582,648	\$1,168,156	Higher Beginning Balance
<b>RECEIPTS:</b>				
<b>LOCAL SOURCES:</b>				
<b>Real Estate</b>	\$146,165	\$215,350	\$69,185	Higher Delaware Co. Settlement
<b>Personal Tangible</b>	\$2,833	\$2,909	\$76	Higher Delaware Co. Settlement
<b>Investment Earnings</b>	\$57,888	\$44,922	-\$12,966	Lower - Timing of Payment, Amount Available for Investment
<b>Income Tax</b>	\$0	\$0	\$0	
<b>Other</b>	\$31,532	\$45,333	\$13,801	Higher Tuition Payment
<b>STATE SOURCES:</b>				
<b>Foundation Program</b>	\$719,002	\$686,213	-\$32,789	Lower - Foundation Formula Timing
<b>Rollback/Homestead</b>	\$0	\$0	\$0	
<b>Other</b>	\$49,728	\$54,926	\$5,198	Higher - Foundation Formula Timing
<b>TRANSFERS:</b>				
<b>Transfers/Adv In</b>	\$0	\$0	\$0	
<b>Prior Year Refund</b>	\$3,252	\$11	-\$3,241	No Refunds Recieved This Year This Month
<b>TOTAL RECEIPTS:</b>	\$1,010,400	\$1,049,664	\$39,264	Higher Delaware County Settlement, Higher Tuition
<b>TOTAL REC + CASH BALANCE</b>	\$13,424,892	\$14,632,312	\$1,207,420	Higher Beginning Balance, Higher Revenue
<b>EXPENDITURES:</b>				
<b>Salary/Wages</b>	\$906,561	\$865,043	\$41,518	Lower At This Time This Month, Grant Adjustments
<b>Fringe Benefits</b>	\$416,434	\$414,760	\$1,674	Slightly Lower This Month
<b>Purchased Services</b>	\$182,967	\$188,378	-\$5,411	Higher This Month, Timing
<b>Supplies/Materials</b>	\$47,937	\$55,369	-\$7,432	Higher This Month, Timing
<b>Capital Outlay/Equipment</b>	\$45	\$13,547	-\$13,502	Higher This Month, Timing
<b>Transfers/Adv. Out</b>	\$0	\$0	\$0	
<b>Other</b>	-\$208	\$5,769	-\$5,977	Higher This Month, Timing
<b>TOTAL EXPENDITURES:</b>	\$1,553,736	\$1,542,866	\$10,870	Lower Salaries, Grant Adjustments
<b>ENDING CASH BALANCE:</b>	\$11,871,156	\$13,089,446	\$1,218,290	Higher Beginning Balance, Higher Revenue, Lower Expenses

# FIVE YEAR FINANCIAL FORECAST



**NORTH UNION LOCAL SCHOOLS FIVE-YEAR FORECAST**

	<b>FY22</b>	<b>FY23</b>	<b>FY24</b>	<b>FY25</b>	<b>FY26</b>	<b>FY27</b>	<b>FY28</b>
<b>OPERATIONAL REVENUE</b>							
Real Estate Taxes	\$5,042,726	\$5,536,392	\$6,011,365	\$6,052,774	\$6,233,126	\$6,367,137	\$6,416,694
Utility Property	\$490,777	\$512,200	\$557,486	\$548,639	\$565,314	\$588,277	\$611,922
Income Taxes	\$2,414,405	\$2,804,054	\$2,833,971	\$2,862,311	\$2,890,934	\$2,919,843	\$2,949,042
Other Local Revenue	\$502,239	\$410,479	\$629,480	\$429,480	\$429,480	\$489,480	\$489,480
State Foundation Program	\$8,642,039	\$8,663,808	\$8,699,652	\$8,664,946	\$8,665,905	\$8,666,874	\$8,667,852
Rollback & Homestead Program	\$703,513	\$774,088	\$808,948	\$767,662	\$774,919	\$794,572	\$801,431
Other State Revenue	\$605,373	\$596,790	\$638,452	\$615,457	\$615,457	\$615,457	\$615,457
Investment Earnings	\$89,156	\$470,275	\$679,681	\$570,087	\$560,685	\$491,471	\$482,442
Other Non-Operating Revenue	\$60,240	\$46,589	\$70,000	\$56,589	\$56,589	\$56,589	\$56,589
<b>TOTAL OPERATIONAL REVENUE</b>	<b>\$18,550,468</b>	<b>\$19,814,676</b>	<b>\$20,929,035</b>	<b>\$20,567,945</b>	<b>\$20,792,409</b>	<b>\$20,989,700</b>	<b>\$21,090,909</b>
<b>OPERATIONAL EXPENSES</b>							
Salaries and Wages	\$9,950,143	\$10,113,260	\$10,509,159	\$11,215,980	\$11,699,728	\$12,208,354	\$12,739,254
Fringe Benefits	\$4,322,518	\$4,718,036	\$4,871,369	\$5,549,507	\$5,998,520	\$6,484,366	\$7,013,976
Purchased Services	\$2,504,373	\$2,487,974	\$2,612,374	\$2,742,992	\$2,880,142	\$3,024,149	\$3,175,357
Supplies/Materials	\$693,420	\$744,159	\$856,367	\$845,435	\$861,457	\$904,530	\$949,756
Capital Outlay/Equipment	\$335,085	\$457,618	\$941,024	\$746,974	\$603,222	\$609,781	\$616,669
Other Expenses	\$214,473	\$176,930	\$196,250	\$196,250	\$196,250	\$196,250	\$196,250
Transfers/Advances	\$101,000	\$1,000	\$20,000	\$20,000	\$20,000	\$20,000	\$20,000
<b>TOTAL OPERATIONAL EXPENSES</b>	<b>\$18,121,011</b>	<b>\$18,698,977</b>	<b>\$20,006,543</b>	<b>\$21,317,138</b>	<b>\$22,259,319</b>	<b>\$23,447,430</b>	<b>\$24,711,262</b>
<b>OPERATIONAL PROFIT/LOSS</b>	<b>\$429,457</b>	<b>\$1,115,699</b>	<b>\$922,492</b>	<b>-\$749,193</b>	<b>-\$1,466,910</b>	<b>-\$2,457,730</b>	<b>-\$3,620,353</b>
Add Beginning Cash	\$12,471,122	\$12,900,579	\$14,016,278	\$14,938,770	\$14,189,577	\$12,722,667	\$10,264,937
<b>ENDING CASH BALANCE</b>	<b>\$12,900,579</b>	<b>\$14,016,278</b>	<b>\$14,938,770</b>	<b>\$14,189,577</b>	<b>\$12,722,667</b>	<b>\$10,264,937</b>	<b>\$6,644,584</b>
<b>LESS ENCUMBRANCES</b>	<b>\$961,389</b>	<b>\$1,121,884</b>	<b>\$1,121,884</b>	<b>\$1,121,884</b>	<b>\$1,121,884</b>	<b>\$1,121,884</b>	<b>\$1,121,884</b>
<b>ENDING AVAILABLE CASH BALANCE</b>	<b>\$11,939,190</b>	<b>\$12,894,394</b>	<b>\$13,816,886</b>	<b>\$13,067,693</b>	<b>\$11,600,783</b>	<b>\$9,143,053</b>	<b>\$5,522,700</b>
	<b>FY22</b>	<b>FY23</b>	<b>FY24</b>	<b>FY25</b>	<b>FY26</b>	<b>FY27</b>	<b>FY28</b>

# CURRENT MONTH'S CHECK REGISTER



## North Union Local Schools March 2024 AP Check Register

Primary Name	Check #	Date	Type	Amount	Check Type	Reconcile Date	Status	Void Date
AG-PRO OHIO	92151	3/6/2024	ACCOUNTS_PA YABLE	\$ 344.02	Check	4/1/2024	RECONCILED	
ALBERT HERMAN DRAPERIES, INC	92152	3/6/2024	ACCOUNTS_PA YABLE	7,456.82	Check	4/1/2024	RECONCILED	
ALL AROUND AWARDS	92153	3/6/2024	ACCOUNTS_PA YABLE	650.11	Check	4/1/2024	RECONCILED	
ALLIED RESTAURANT SERV OF OHIO AMAZON.COM	92154	3/6/2024	ACCOUNTS_PA YABLE	486.00	Check	4/1/2024	RECONCILED	
	92155	3/6/2024	ACCOUNTS_PA YABLE	7,616.16	Check	4/1/2024	RECONCILED	
AMY CAHILL	92156	3/6/2024	ACCOUNTS_PA YABLE	475.00	Check	4/1/2024	RECONCILED	
APPLE AWARDS	92157	3/6/2024	ACCOUNTS_PA YABLE	90.01	Check	4/1/2024	RECONCILED	
AQUA SYSTEMS	92158	3/6/2024	ACCOUNTS_PA YABLE	49.90	Check	4/1/2024	RECONCILED	
ASHLEY M ANDERSON	92159	3/6/2024	ACCOUNTS_PA YABLE	45.56	Check	4/1/2024	RECONCILED	
BRICKER GRAYDON LLP	92160	3/6/2024	ACCOUNTS_PA YABLE	2,784.40	Check	4/1/2024	RECONCILED	
BULLSEYE SPECIALTY PRINTING	92161	3/6/2024	ACCOUNTS_PA YABLE	280.14	Check	4/1/2024	RECONCILED	
CANDACE HUNT	92162	3/6/2024	ACCOUNTS_PA YABLE	28.81	Check	4/1/2024	RECONCILED	
CHAD HOFFMAN	92163	3/6/2024	ACCOUNTS_PA YABLE	25.00	Check	4/1/2024	RECONCILED	
CHANCE PHIPPS	92164	3/6/2024	ACCOUNTS_PA YABLE	50.00	Check	4/1/2024	RECONCILED	
CODY MARTINDALE	92165	3/6/2024	ACCOUNTS_PA YABLE	670.00	Check	4/1/2024	RECONCILED	
COLUMBUS AREA SPEECH THERAPY	92166	3/6/2024	ACCOUNTS_PA YABLE	3,675.00	Check	4/1/2024	RECONCILED	
DATA RECOGNITION CORPORATION	92167	3/6/2024	ACCOUNTS_PA YABLE	677.97	Check	4/1/2024	RECONCILED	
DAWN DRAPER	92168	3/6/2024	ACCOUNTS_PA YABLE	50.00	Check	4/1/2024	RECONCILED	
DEB WRIGHT	92169	3/6/2024	ACCOUNTS_PA YABLE	25.00	Check		OUTSTANDING	
ELISHA BROWLEY	92170	3/6/2024	ACCOUNTS_PA YABLE	240.00	Check	4/1/2024	RECONCILED	
EQUIPARTS CORP	92171	3/6/2024	ACCOUNTS_PA YABLE	220.75	Check	4/1/2024	RECONCILED	
ESC OF CENTRAL OHIO	92172	3/6/2024	ACCOUNTS_PA YABLE	656.25	Check	4/1/2024	RECONCILED	
FILE 13 AT UCO INDUSTRIES	92173	3/6/2024	ACCOUNTS_PA YABLE	80.00	Check	4/1/2024	RECONCILED	
G & H THREADS	92174	3/6/2024	ACCOUNTS_PA YABLE	296.10	Check	4/1/2024	RECONCILED	
GAIL DEGOOD GUY	92175	3/6/2024	ACCOUNTS_PA YABLE	50.00	Check	4/1/2024	RECONCILED	
GAME ONE	92176	3/6/2024	ACCOUNTS_PA YABLE	774.00	Check	4/1/2024	RECONCILED	
GARRET ANDREWS	92177	3/6/2024	ACCOUNTS_PA YABLE	690.97	Check	4/1/2024	RECONCILED	
GAVIN SALYER	92178	3/6/2024	ACCOUNTS_PA YABLE	120.00	Check	4/1/2024	RECONCILED	
GORDON FOODS	92179	3/6/2024	ACCOUNTS_PA YABLE	31,650.39	Check	4/1/2024	RECONCILED	
HAYDEN STOPCHECK	92180	3/6/2024	ACCOUNTS_PA YABLE	25.00	Check		OUTSTANDING	

## North Union Local Schools March 2024 AP Check Register

Primary Name	Check #	Date	Type	Amount	Check Type	Reconcile Date	Status	Void Date
HERITAGE COOPERATIVE	92181	3/6/2024	ACCOUNTS_PAYABLE	\$ 11,978.32	Check	4/1/2024	RECONCILED	
JAMES R. KEE	92182	3/6/2024	ACCOUNTS_PAYABLE	280.00	Check	4/1/2024	RECONCILED	
JASON FISHBAUGH	92183	3/6/2024	ACCOUNTS_PAYABLE	1,520.00	Check	4/1/2024	RECONCILED	
JEREMY MILLER	92184	3/6/2024	ACCOUNTS_PAYABLE	50.00	Check	4/1/2024	RECONCILED	
JILL STOVER	92185	3/6/2024	ACCOUNTS_PAYABLE	50.00	Check		OUTSTANDING	
JOHN DEERE FINANCIAL	92186	3/6/2024	ACCOUNTS_PAYABLE	5,044.39	Check	4/1/2024	RECONCILED	
JOSTENS	92187	3/6/2024	ACCOUNTS_PAYABLE	1,201.65	Check	4/1/2024	RECONCILED	
KARA MCELROY	92188	3/6/2024	ACCOUNTS_PAYABLE	25.00	Check	4/1/2024	RECONCILED	
KEITH CONKLING	92189	3/6/2024	ACCOUNTS_PAYABLE	70.35	Check	4/1/2024	RECONCILED	
KIMBALL MIDWEST	92190	3/6/2024	ACCOUNTS_PAYABLE	489.53	Check	4/1/2024	RECONCILED	
KIMMEL CLEANERS	92191	3/6/2024	ACCOUNTS_PAYABLE	120.00	Check	4/1/2024	RECONCILED	
KINCAID WASTEWATER SERVICES	92192	3/6/2024	ACCOUNTS_PAYABLE	190.00	Check	4/1/2024	RECONCILED	
KRISTINE MATLACK	92193	3/6/2024	ACCOUNTS_PAYABLE	697.80	Check	4/1/2024	RECONCILED	
LEARNWELL	92194	3/6/2024	ACCOUNTS_PAYABLE	518.72	Check	4/1/2024	RECONCILED	
LITTLE CEASARS FUNDRAISING	92195	3/6/2024	ACCOUNTS_PAYABLE	4,248.00	Check	4/1/2024	RECONCILED	
LOWE'S	92196	3/6/2024	ACCOUNTS_PAYABLE	388.06	Check	4/1/2024	RECONCILED	
MARYSVILLE FFA ALUMNI	92197	3/6/2024	ACCOUNTS_PAYABLE	70.00	Check	4/1/2024	RECONCILED	
MCGRAW HILL COMPANIES	92198	3/6/2024	ACCOUNTS_PAYABLE	2,885.04	Check	4/1/2024	RECONCILED	
MEGAN RASPALDO	92199	3/6/2024	ACCOUNTS_PAYABLE	3.00	Check		OUTSTANDING	
NATIONAL FFA ORGANIZATION	92200	3/6/2024	ACCOUNTS_PAYABLE	228.00	Check	4/1/2024	RECONCILED	
NICK HAJJAR	92201	3/6/2024	ACCOUNTS_PAYABLE	645.94	Check	4/1/2024	RECONCILED	
NICKLES BAKERY, INC	92202	3/6/2024	ACCOUNTS_PAYABLE	1,012.54	Check	4/1/2024	RECONCILED	
NITE LIGHT CREATIVE LLC	92203	3/6/2024	ACCOUNTS_PAYABLE	280.00	Check	4/1/2024	RECONCILED	
OASBO	92204	3/6/2024	ACCOUNTS_PAYABLE	175.00	Check	4/1/2024	RECONCILED	
OHIO FFA ASSOCIATION	92205	3/6/2024	ACCOUNTS_PAYABLE	60.00	Check	4/1/2024	RECONCILED	
OHIO NORTHERN UNIVERSITY	92206	3/6/2024	ACCOUNTS_PAYABLE	125.00	Check	4/1/2024	RECONCILED	
OHSAA	92207	3/6/2024	ACCOUNTS_PAYABLE	2,466.00	Check	4/1/2024	RECONCILED	
PEACOCK WATER COND.	92208	3/6/2024	ACCOUNTS_PAYABLE	546.25	Check	4/1/2024	RECONCILED	
PEPPLE & WAGGONER, LTD.	92209	3/6/2024	ACCOUNTS_PAYABLE	85.00	Check	4/1/2024	RECONCILED	
PHONAK INC USA	92210	3/6/2024	ACCOUNTS_PAYABLE	3,194.19	Check	4/1/2024	RECONCILED	
PLOTNER HARDWARE	92211	3/6/2024	ACCOUNTS_PAYABLE	149.48	Check	4/1/2024	RECONCILED	
RICH	92212	3/6/2024	ACCOUNTS_PAYABLE	141.00	Check	4/1/2024	RECONCILED	



## North Union Local Schools March 2024 AP Check Register

Primary Name	Check #	Date	Type	Amount	Check Type	Reconcile Date	Status	Void Date
CRABTREE			YABLE					
RICHWOOD AUTO AND TRUCK, LLC	92213	3/6/2024	ACCOUNTS_PA YABLE	\$ 1,120.69	Check	4/1/2024	RECONCILED	
RIGHTWAY FOOD SERVICE	92214	3/6/2024	ACCOUNTS_PA YABLE	19,043.85	Check	4/1/2024	RECONCILED	
ROBOTEVENTS	92215	3/6/2024	ACCOUNTS_PA YABLE	760.00	Check	4/1/2024	RECONCILED	
ROGER'S TIRE SERVICE, LLC	92216	3/6/2024	ACCOUNTS_PA YABLE	1,678.00	Check	4/1/2024	RECONCILED	
RUSH TRUCK CENTERS	92217	3/6/2024	ACCOUNTS_PA YABLE	3,534.66	Check	4/1/2024	RECONCILED	
SCHOOL PRIDE	92218	3/6/2024	ACCOUNTS_PA YABLE	1,125.00	Check	4/1/2024	RECONCILED	
SHANNON BLEDSOE	92219	3/6/2024	ACCOUNTS_PA YABLE	50.00	Check		OUTSTANDING	
SHEILA'S FLOWERS	92220	3/6/2024	ACCOUNTS_PA YABLE	43.00	Check	4/1/2024	RECONCILED	
SMITH FOODS INC.	92221	3/6/2024	ACCOUNTS_PA YABLE	4,785.25	Check	4/1/2024	RECONCILED	
SPEER MECHANICAL	92222	3/6/2024	ACCOUNTS_PA YABLE	334.57	Check	4/1/2024	RECONCILED	
STANTON'S SHEET MUSIC	92223	3/6/2024	ACCOUNTS_PA YABLE	55.45	Check	4/1/2024	RECONCILED	
STAPLES BUSINESS DELIVERY	92224	3/6/2024	ACCOUNTS_PA YABLE	388.78	Check	4/1/2024	RECONCILED	
TERMINIX INTERNATIONAL	92225	3/6/2024	ACCOUNTS_PA YABLE	88.00	Check	4/1/2024	RECONCILED	
TREASURER STATE OF OHIO	92226	3/6/2024	ACCOUNTS_PA YABLE	469.25	Check	4/1/2024	RECONCILED	
UNION COUNTY HUMANE SOCIETY	92227	3/6/2024	ACCOUNTS_PA YABLE	1,047.20	Check	4/1/2024	RECONCILED	
UNION COUNTY SHERIFF'S OFFICE	92228	3/6/2024	ACCOUNTS_PA YABLE	15.00	Check	4/1/2024	RECONCILED	
VARITRONICS, LLC	92229	3/6/2024	ACCOUNTS_PA YABLE	6,798.00	Check	4/1/2024	RECONCILED	
VEX ROBOTICS, INC.	92230	3/6/2024	ACCOUNTS_PA YABLE	395.53	Check		OUTSTANDING	
VILLAGE OF RICHWOOD	92231	3/6/2024	ACCOUNTS_PA YABLE	2,599.15	Check	4/1/2024	RECONCILED	
WELL KAW GLASS, INC.	92232	3/6/2024	ACCOUNTS_PA YABLE	235.35	Check	4/1/2024	RECONCILED	
WOLFF BROS. SUPPLY, INC.	92233	3/6/2024	ACCOUNTS_PA YABLE	52.15	Check	4/1/2024	RECONCILED	
WOODROW GEER	92234	3/6/2024	ACCOUNTS_PA YABLE	80.00	Check	4/1/2024	RECONCILED	
AG-PRO OHIO	92235	3/14/2024	ACCOUNTS_PA YABLE	8.13	Check	4/1/2024	RECONCILED	
BIOMETRIC INFORMATION MANAGEMENT LLC	92236	3/14/2024	ACCOUNTS_PA YABLE	800.00	Check	4/1/2024	RECONCILED	
CANON SOLUTIONS AMERICA INC	92237	3/14/2024	ACCOUNTS_PA YABLE	1,209.00	Check	4/1/2024	RECONCILED	
CENTRAL OHIO YOUTH CENTER	92238	3/14/2024	ACCOUNTS_PA YABLE	4,900.00	Check	4/1/2024	RECONCILED	
COLUMBUS AREA SPEECH	92239	3/14/2024	ACCOUNTS_PA YABLE	4,200.00	Check	4/1/2024	RECONCILED	

## North Union Local Schools March 2024 AP Check Register

Primary Name	Check #	Date	Type	Amount	Check Type	Reconcile Date	Status	Void Date
THE THERAPY COMMITTEE FOR CHILDREN ESC OF CENTRAL OHIO FRONTIER	92240	3/14/2024	ACCOUNTS_PAYABLE	\$ 2,478.00	Check	4/1/2024	RECONCILED	
GORDON FLESCH COMPANY, INC.	92241	3/14/2024	ACCOUNTS_PAYABLE	5,272.64	Check	4/1/2024	RECONCILED	
HEALTHCARE BILLING SERVICES, I	92242	3/14/2024	ACCOUNTS_PAYABLE	1,481.55	Check	4/1/2024	RECONCILED	
HERSHEY'S CREAMERY ILENE MICHA	92243	3/14/2024	ACCOUNTS_PAYABLE	8,350.00	Check	4/1/2024	RECONCILED	
JOHN ROBERT FRENSELY JOSTENS	92244	3/14/2024	ACCOUNTS_PAYABLE	127.42	Check	4/1/2024	RECONCILED	
KEITH CONKLING	92245	3/14/2024	ACCOUNTS_PAYABLE	2,025.60	Check	4/1/2024	RECONCILED	
KIMBERLY CHAPMAN MEMORIAL OCC. HEALTH PHYS.	92246	3/14/2024	ACCOUNTS_PAYABLE	1,108.00	Check	4/1/2024	RECONCILED	
MIAMI TRACE FFA	92247	3/14/2024	ACCOUNTS_PAYABLE	300.00	Check	4/1/2024	RECONCILED	
NATIONAL FFA ORGANIZATION	92248	3/14/2024	ACCOUNTS_PAYABLE	465.25	Check	4/1/2024	RECONCILED	
NORTH CENTRAL OHIO ESC OHIO EDISON	92249	3/14/2024	ACCOUNTS_PAYABLE	72.03	Check	4/1/2024	RECONCILED	
OHIO VALLEY INTEGRATION SERVICE	92250	3/14/2024	ACCOUNTS_PAYABLE	50.00	Check	4/1/2024	RECONCILED	
PATCHES OF LIGHT, INC.	92251	3/14/2024	ACCOUNTS_PAYABLE	870.00	Check	4/1/2024	RECONCILED	
ROBOTEVENTS	92252	3/14/2024	ACCOUNTS_PAYABLE	180.00	Check		OUTSTANDING	
RULING OUR EXPERIENCES, INC.	92253	3/14/2024	ACCOUNTS_PAYABLE	234.00	Check	4/1/2024	RECONCILED	
RUSH TRUCK CENTERS	92254	3/14/2024	ACCOUNTS_PAYABLE	42.00	Check	4/1/2024	RECONCILED	
SAVVAS LEARNING COMPANY LLC	92255	3/14/2024	ACCOUNTS_PAYABLE	19,811.95	Check	4/1/2024	RECONCILED	
SHEILA'S FLOWERS	92256	3/14/2024	ACCOUNTS_PAYABLE	720.00	Check	4/1/2024	RECONCILED	
SHIFFLER EQUIPMENT SALES, INC.	92257	3/14/2024	ACCOUNTS_PAYABLE	217.00	Check		OUTSTANDING	
STANTON'S SHEET MUSIC	92258	3/14/2024	ACCOUNTS_PAYABLE	7,200.00	Check	4/1/2024	RECONCILED	
TAMI HUCKABA	92259	3/14/2024	ACCOUNTS_PAYABLE	1,400.00	Check	4/1/2024	RECONCILED	
TERMINIX INTERNATIONAL	92260	3/14/2024	ACCOUNTS_PAYABLE	180.04	Check	4/1/2024	RECONCILED	
	92261	3/14/2024	ACCOUNTS_PAYABLE	12,801.97	Check	4/1/2024	RECONCILED	
	92262	3/14/2024	ACCOUNTS_PAYABLE	350.95	Check	4/1/2024	RECONCILED	
	92263	3/14/2024	ACCOUNTS_PAYABLE	1,555.58	Check	4/1/2024	RECONCILED	
	92264	3/14/2024	ACCOUNTS_PAYABLE	339.54	Check	4/1/2024	RECONCILED	
	92265	3/14/2024	ACCOUNTS_PAYABLE	95.97	Check	4/1/2024	RECONCILED	
	92266	3/14/2024	ACCOUNTS_PAYABLE	120.00	Check	4/1/2024	RECONCILED	

## North Union Local Schools March 2024 AP Check Register

Primary Name	Check #	Date	Type	Amount	Check Type	Reconcile Date	Status	Void Date
THOMAS MONTGOMERY	92267	3/14/2024	ACCOUNTS_PAYABLE	\$ 139.71	Check	4/1/2024	RECONCILED	
TOBII DYNAVOX LLC	92268	3/14/2024	ACCOUNTS_PAYABLE	99.00	Check	4/1/2024	RECONCILED	
TREASURER OF STATE	92269	3/14/2024	ACCOUNTS_PAYABLE	45.00	Check	4/1/2024	RECONCILED	
TREASURER, STATE OF OHIO	92270	3/14/2024	ACCOUNTS_PAYABLE	101.25	Check	4/1/2024	RECONCILED	
UPTOWN CLEANERS	92271	3/14/2024	ACCOUNTS_PAYABLE	97.50	Check		OUTSTANDING	
BRANDI MILLER	92272	3/18/2024	ACCOUNTS_PAYABLE	64.58	Check	4/1/2024	RECONCILED	
COACHES' TOOL CHEST	92273	3/18/2024	ACCOUNTS_PAYABLE	4,400.00	Check	4/1/2024	RECONCILED	
COLUMBIA GAS OF OHIO	92274	3/18/2024	ACCOUNTS_PAYABLE	2,395.51	Check	4/1/2024	RECONCILED	
EKON-O-PAC LLC	92275	3/18/2024	ACCOUNTS_PAYABLE	530.00	Check	4/1/2024	RECONCILED	
FIDELITY NATIONAL TITLE INSURANCE COMPANY	92276	3/18/2024	ACCOUNTS_PAYABLE	199.00	Check	4/1/2024	RECONCILED	
GRAU ELECTRIC LTD	92277	3/18/2024	ACCOUNTS_PAYABLE	602.32	Check	4/1/2024	RECONCILED	
INNOVATIVE SOLUTIONS DISTRIBUTION, INC	92278	3/18/2024	ACCOUNTS_PAYABLE	640.00	Check	4/1/2024	RECONCILED	
KRISTINE MATLACK	92279	3/18/2024	ACCOUNTS_PAYABLE	564.95	Check	4/1/2024	RECONCILED	
LUMEN	92280	3/18/2024	ACCOUNTS_PAYABLE	55.42	Check	4/1/2024	RECONCILED	
NORTH CENTRAL OHIO ESC	92281	3/18/2024	ACCOUNTS_PAYABLE	9,730.00	Check	4/1/2024	RECONCILED	
OHIO EDISON	92282	3/18/2024	ACCOUNTS_PAYABLE	5.50	Check	4/1/2024	RECONCILED	
PLOTNER HARDWARE	92283	3/18/2024	ACCOUNTS_PAYABLE	12.79	Check	4/1/2024	RECONCILED	
QUADIENT LEASING USA, INC.	92284	3/18/2024	ACCOUNTS_PAYABLE	1,045.80	Check	4/1/2024	RECONCILED	
RABA	92285	3/18/2024	ACCOUNTS_PAYABLE	100.00	Check		OUTSTANDING	
RANDI CAMPOS	92286	3/18/2024	ACCOUNTS_PAYABLE	61.71	Check	4/1/2024	RECONCILED	
ROBOTEVENTS	92287	3/18/2024	ACCOUNTS_PAYABLE	3,600.00	Check	4/1/2024	RECONCILED	
ROGER'S TIRE SERVICE, LLC	92288	3/18/2024	ACCOUNTS_PAYABLE	20.00	Check	4/1/2024	RECONCILED	
SCHOOL SPECIALTY LLC	92289	3/18/2024	ACCOUNTS_PAYABLE	666.38	Check	4/1/2024	RECONCILED	
A+ LANDSCAPING INC.	92290	3/28/2024	ACCOUNTS_PAYABLE	7,791.00	Check	4/1/2024	RECONCILED	
ALLIED RESTAURANT SERV OF OHIO	92291	3/28/2024	ACCOUNTS_PAYABLE	539.65	Check		OUTSTANDING	
AMY CAHILL	92292	3/28/2024	ACCOUNTS_PAYABLE	53.96	Check	4/1/2024	RECONCILED	
ANDERSON'S	92293	3/28/2024	ACCOUNTS_PAYABLE	209.82	Check		OUTSTANDING	
ASHLAND FFA ALUMNI	92294	3/28/2024	ACCOUNTS_PAYABLE	300.00	Check		OUTSTANDING	
BAUMSPAGE.	92295	3/28/2024	ACCOUNTS_PAYABLE	207.90	Check		OUTSTANDING	

## North Union Local Schools

### March 2024 AP Check Register

Primary Name	Check #	Date	Type	Amount	Check Type	Reconcile Date	Status	Void Date
COM LLC			YABLE					
BLICK ART MATERIALS	92296	3/28/2024	ACCOUNTS_PA YABLE	\$ 400.94	Check		OUTSTANDING	
BRANDI MILLER	92297	3/28/2024	ACCOUNTS_PA YABLE	112.33	Check	4/1/2024	RECONCILED	
BROOKE KEEVER	92298	3/28/2024	ACCOUNTS_PA YABLE	94.39	Check	4/1/2024	RECONCILED	
BULLSEYE SPECIALTY PRINTING	92299	3/28/2024	ACCOUNTS_PA YABLE	184.50	Check	4/1/2024	RECONCILED	
CINTAS CORPORATION	92300	3/28/2024	ACCOUNTS_PA YABLE	314.54	Check		OUTSTANDING	
CODY MARTINDALE	92301	3/28/2024	ACCOUNTS_PA YABLE	372.00	Check	4/1/2024	RECONCILED	
COLUMBUS AREA SPEECH THERAPY	92302	3/28/2024	ACCOUNTS_PA YABLE	3,955.00	Check	4/1/2024	RECONCILED	
DER DUTCHMAN	92303	3/28/2024	ACCOUNTS_PA YABLE	197.89	Check		OUTSTANDING	
EFFECTIVE UTILITY	92304	3/28/2024	ACCOUNTS_PA YABLE	3,036.00	Check	4/1/2024	RECONCILED	
EQUIPARTS CORP	92305	3/28/2024	ACCOUNTS_PA YABLE	238.23	Check	4/1/2024	RECONCILED	
ESC OF CENTRAL OHIO	92306	3/28/2024	ACCOUNTS_PA YABLE	3,979.64	Check	4/1/2024	RECONCILED	
INNOVATIVE SOLUTIONS DISTRIBUTION , INC	92307	3/28/2024	ACCOUNTS_PA YABLE	640.00	Check		OUTSTANDING	
JAMES R. KEE	92308	3/28/2024	ACCOUNTS_PA YABLE	126.00	Check	4/1/2024	RECONCILED	
JASON FISHBAUGH	92309	3/28/2024	ACCOUNTS_PA YABLE	1,080.00	Check	4/1/2024	RECONCILED	
JENNIFER WILLIS	92310	3/28/2024	ACCOUNTS_PA YABLE	32.16	Check	4/1/2024	RECONCILED	
JOE WASSERBECK	92311	3/28/2024	ACCOUNTS_PA YABLE	550.00	Check		OUTSTANDING	
JOSTENS	92312	3/28/2024	ACCOUNTS_PA YABLE	117.70	Check		OUTSTANDING	
JUSTIN UFFERMAN	92313	3/28/2024	ACCOUNTS_PA YABLE	31.95	Check	4/1/2024	RECONCILED	
KEITH CONKLING	92314	3/28/2024	ACCOUNTS_PA YABLE	105.19	Check	4/1/2024	RECONCILED	
KIMBALL MIDWEST	92315	3/28/2024	ACCOUNTS_PA YABLE	350.70	Check	4/1/2024	RECONCILED	
KRISTINE MATLACK	92316	3/28/2024	ACCOUNTS_PA YABLE	297.00	Check	4/1/2024	RECONCILED	
LANGUAGE TESTING INTERNATIONAL, INC.	92317	3/28/2024	ACCOUNTS_PA YABLE	75.00	Check		OUTSTANDING	
LINDSAY COX	92318	3/28/2024	ACCOUNTS_PA YABLE	29.48	Check	4/1/2024	RECONCILED	
MIAMI TRACE FFA	92319	3/28/2024	ACCOUNTS_PA YABLE	90.00	Check		OUTSTANDING	
NATIONAL FFA ORGANIZATION	92320	3/28/2024	ACCOUNTS_PA YABLE	161.00	Check		OUTSTANDING	
NICK HAJJAR	92321	3/28/2024	ACCOUNTS_PA YABLE	100.00	Check	4/1/2024	RECONCILED	
NRG BUSINESS MARKETING, LLC	92322	3/28/2024	ACCOUNTS_PA YABLE	4,650.49	Check		OUTSTANDING	
OHIO VALLEY INTEGRATION SERVIC	92323	3/28/2024	ACCOUNTS_PA YABLE	3,850.00	Check	4/1/2024	RECONCILED	

## North Union Local Schools March 2024 AP Check Register

Primary Name	Check #	Date	Type	Amount	Check Type	Reconcile Date	Status	Void Date
OIAAA	92324	3/28/2024	ACCOUNTS_PA YABLE	\$ 225.00	Check		OUTSTANDING	
PLOTNER HARDWARE	92325	3/28/2024	ACCOUNTS_PA YABLE	963.52	Check	4/1/2024	RECONCILED	
PRODIGY STUDENT TRAVEL, INC	92326	3/28/2024	ACCOUNTS_PA YABLE	1,593.00	Check		OUTSTANDING	
REBECCA WADE	92327	3/28/2024	ACCOUNTS_PA YABLE	63.30	Check	4/1/2024	RECONCILED	
RICHWOOD SUBWAY	92328	3/28/2024	ACCOUNTS_PA YABLE	66.00	Check	4/1/2024	RECONCILED	
ROY HALL LLC	92329	3/28/2024	ACCOUNTS_PA YABLE	305.46	Check		OUTSTANDING	
RULING OUR EXPERIENCES, INC.	92330	3/28/2024	ACCOUNTS_PA YABLE	1,100.00	Check		OUTSTANDING	
RUSH TRUCK CENTERS	92331	3/28/2024	ACCOUNTS_PA YABLE	500.00	Check	4/1/2024	RECONCILED	
SCOTT MARUNIAK	92332	3/28/2024	ACCOUNTS_PA YABLE	83.75	Check	4/1/2024	RECONCILED	
SONUS ENTERTAINME NT, LTD	92333	3/28/2024	ACCOUNTS_PA YABLE	670.50	Check		OUTSTANDING	
SPECIALIZED EDUCATION OF OHIO, INC.	92334	3/28/2024	ACCOUNTS_PA YABLE	4,273.80	Check		OUTSTANDING	
STAPLES BUSINESS DELIVERY	92335	3/28/2024	ACCOUNTS_PA YABLE	1,729.86	Check		OUTSTANDING	
TAMMY BORDERS	92336	3/28/2024	ACCOUNTS_PA YABLE	154.78	Check	4/1/2024	RECONCILED	
THOMAS MONTGOMERY	92337	3/28/2024	ACCOUNTS_PA YABLE	164.80	Check	4/1/2024	RECONCILED	
TREASURER, STATE OF OHIO	92338	3/28/2024	ACCOUNTS_PA YABLE	750.75	Check		OUTSTANDING	
VICKY CLARK	92339	3/28/2024	ACCOUNTS_PA YABLE	528.10	Check	4/1/2024	RECONCILED	
WILDCAT PIZZA	92340	3/28/2024	ACCOUNTS_PA YABLE	167.85	Check	4/1/2024	RECONCILED	
WILLIAM CAMERON	92341	3/28/2024	ACCOUNTS_PA YABLE	47.97	Check	4/1/2024	RECONCILED	
WILMINGTON COLLEGE	92342	3/28/2024	ACCOUNTS_PA YABLE	70.00	Check		OUTSTANDING	
WOLFF BROS. SUPPLY, INC.	92343	3/28/2024	ACCOUNTS_PA YABLE	1,455.17	Check	4/1/2024	RECONCILED	
WOODROW GEER	92344	3/28/2024	ACCOUNTS_PA YABLE	80.00	Check	4/1/2024	RECONCILED	
Internal Revenue Service	92345	3/28/2024	REFUND	107.25	Check		OUTSTANDING	
	992751	3/6/2024	PAYROLL	464,655.42	Electronic	4/1/2024	RECONCILED	
SERS - MEMO EXPENSES	992752	3/6/2024	ACCOUNTS_PA YABLE	1,914.72	Electronic	4/1/2024	RECONCILED	
STRS - MEMO EXPENSES	992753	3/6/2024	ACCOUNTS_PA YABLE	4,757.28	Electronic	4/1/2024	RECONCILED	
FEDERAL PAYROLL CHARGES - MEMO	992754	3/6/2024	ACCOUNTS_PA YABLE	6,429.42	Electronic	4/1/2024	RECONCILED	
	992755	3/20/2024	PAYROLL	534,880.73	Electronic	4/1/2024	RECONCILED	
SERS - MEMO EXPENSES	992756	3/20/2024	ACCOUNTS_PA YABLE	1,914.72	Electronic	4/1/2024	RECONCILED	
STRS - MEMO EXPENSES	992757	3/20/2024	ACCOUNTS_PA YABLE	4,489.15	Electronic	4/1/2024	RECONCILED	
FEDERAL PAYROLL CHARGES -	992758	3/20/2024	ACCOUNTS_PA YABLE	7,476.60	Electronic	4/1/2024	RECONCILED	

## North Union Local Schools March 2024 AP Check Register

Primary Name	Check #	Date	Type	Amount	Check Type	Reconcile Date	Status	Void Date
MEMO SERS - MEMO EXPENSES	992759	3/20/2024	ACCOUNTS_PA YABLE	\$ 48,876.00	Electronic	4/1/2024	RECONCILED	
STRS - MEMO EXPENSES	992760	3/20/2024	ACCOUNTS_PA YABLE	94,768.00	Electronic	4/1/2024	RECONCILED	
STARK COUNTY COG	992761	3/20/2024	ACCOUNTS_PA YABLE	279,486.24	Electronic	4/1/2024	RECONCILED	
NORTH UNION MEMO EXPENSES	992762	3/28/2024	ACCOUNTS_PA YABLE	8,000.00	Electronic	4/1/2024	RECONCILED	
<b>Grand Total</b>				<b>1,755,087.14</b>				